

2017 Consolidated Annual Performance and Evaluation Report (CAPER) Community Development Block Grant Program

City of Meridian, Idaho



*Prepared by Crystal Campbell, Community Development Program Coordinator
City of Meridian
(208) 489-0575
ccampbell@meridianscity.org*

Table of Contents

| | |
|--|----|
| Table of Contents | 2 |
| Introduction | 3 |
| CR-05 - Goals and Outcomes | 4 |
| CR-10 - Racial and Ethnic Composition of Families Assisted | 9 |
| CR-15 - Resources and Investments 91.520(a) | 10 |
| CR-20 - Affordable Housing 91.520(b) | 12 |
| CR-25 - Homeless and Other Special Needs 91.220(d, e); 91.320(d, e); 91.520(c) | 15 |
| CR-30 - Public Housing 91.220(h); 91.320(j) | 17 |
| CR-35 - Other Actions 91.220(j)-(k); 91.320(i)-(j)..... | 17 |
| CR-40 - Monitoring 91.220 and 91.230..... | 19 |
| CR-45 - CDBG 91.520(c) | 21 |
| Attachment 1: Public Comment..... | 22 |
| Attachment 2: IDIS PR03 Activity Summary Report..... | 27 |
| Attachment 3: PR26 Financial Summary Report..... | 62 |
| Attachment 4: PR26 Activity Summary..... | 66 |
| Attachment 5: IDIS Vouchers | 68 |

Introduction

The City of Meridian is a recipient of federal Community Development Block Grant (CDBG) funds. The U.S. Department of Housing and Urban Development (HUD) provides these funds to the City on a formula basis. As a recipient of these funds, the City is required to prepare a Consolidated Plan, also known as a five-year strategic plan. The plan identifies the housing and community needs of the City, organizes these needs based on priority, identifies resources that address the community's needs, and establishes annual goals and objectives to meet those needs. The Consolidated Plan is further broken down into annual action plans, which the City prepares and submits to HUD each year. The annual action plan spells out specifically how the City will address the goals and objectives in the Consolidated Plan during that program year. At the end of each program year, the City provides a summary of expenditures and related accomplishments to the public and HUD. This annual assessment is called the Consolidated Annual Performance and Evaluation Report (CAPER).

While this report addresses goals achieved by expending funds for the CDBG program, it is important to note that the success of the program is largely dependent on the efforts and resources of other private and public agencies and organizations as well as HUD.

CAPER requirements are outlined in 24 CFR § 91.520. The report provides a review and evaluation of the City's performance during the 2017 Program Year (PY17) and the five-year timeframe of the 2017-2021 Consolidated Plan. The subject program year began October 1, 2017 and ended September 30, 2018.

This document includes reports generated by HUD's Integrated Disbursement and Information System (IDIS). These IDIS reports summarize the City's accomplishments for PY17. IDIS generated tables and reports are included in the narrative and attachment sections to provide an update on the City's progress in achieving the goals and objectives identified in the Consolidated Plan.

CR-05 - Goals and Outcomes

Progress the jurisdiction has made in carrying out its strategic plan and its action plan.

91.520(a)

The Consolidated Annual Performance and Evaluation Report (CAPER) reflects the activities and expenditures for the City of Meridian's Community Development Block Grant (CDBG) during Program Year 2017 (PY17), which covered October 1, 2017 through September 30, 2018. The CAPER outlines the progress made toward accomplishing goals identified in the PY17 Action Plan. The priorities identified in the annual Action Plan are derived from the overarching goals of the 2017-2021 Strategic Plan/Consolidated Plan, which are as follows:

- Improve accessibility options for people who have disabilities;
- Enhance homeownership opportunities;
- Provide social services;
- Stabilize the rental gap; and
- Administration and fair housing activities.

During the PY17 the City of Meridian accomplished the activities detailed below.

- Provided food stability to 2,735 households through the Meridian Foodbank's Hunger Relief program.
- Assisted 25 low-to-moderate income children gain access to Boys & Girls Club's programs.
- Helped prevent homelessness for four (4) families through Jesse Tree's program that provides emergency rental assistance for those facing eviction.
- Assisted five (5) families to obtain an affordable home in Meridian through NeighborWorks Boise and Ada County Housing Authorities' homebuyer's assistance programs.
- Began process to install new sidewalks that will improve safety and accessibility for 995 households. Sidewalk design was completed during PY17 and construction will be completed in the upcoming program year(s).
- Installed thirty (30) streetlights to improve visibility and safety for residents and community-members in areas that were recently designated as neighborhood bike routes.
- Installed a covered picnic area and refurbished the turf on the sports field adjacent to the Fitness Path, near Meridian Elementary, for community use in the downtown area.
- Collaborated with the Cities of Caldwell, Nampa, and Boise to educate the community on fair housing issues.

Comparison of the proposed versus actual outcomes for each outcome measure submitted with the consolidated plan and explain, if applicable, why progress was not made toward meeting goals and objectives. 91.520(g)

| Goal | Category | Source / Amount | Indicator | Unit of Measure | Expected – Strategic Plan | Actual – Strategic Plan | Percent Complete | Expected – Program Year | Actual – Program Year | Percent Complete |
|--|--|-----------------|---|---------------------|---------------------------|-------------------------|------------------|-------------------------|-----------------------|------------------|
| Administration and Fair Housing Activities | Admin | CDBG: \$ | Other | Other | 1 | 1 | 100.00% | 1 | 1 | 100.00% |
| Enhance Homeownership Opportunities | Affordable Housing | CDBG: \$ | Direct Financial Assistance to Homebuyers | Households Assisted | 11 | 5 | 45.45% | 11 | 5 | 45.45% |
| Improve Accessibility | Non-Homeless Special Needs | CDBG: \$ | Public Facility or Infrastructure Activities other than Low/Moderate Income Housing Benefit | Persons Assisted | 220 | 0 | 0.00% | | | |
| Improve Accessibility | Non-Homeless Special Needs | CDBG: \$ | Other | Other | 0 | 0 | | 1 | 0 | 0.00% |
| Provide Social Services | Non-Homeless Special Needs Low income services | CDBG: \$ | Public service activities other than Low/Moderate Income Housing Benefit | Persons Assisted | 2055 | 3993 | 194.31% | 2055 | 3993 | 194.31% |

| | | | | | | | | | | |
|--------------------------|--|----------|---|---------------------|---|---|--------|---|---|--------|
| Provide Social Services | Non-Homeless Special Needs Low income services | CDBG: \$ | Public service activities for Low/Moderate Income Housing Benefit | Households Assisted | 0 | 0 | | 0 | 0 | |
| Provide Social Services | Non-Homeless Special Needs Low income services | CDBG: \$ | Homeless Person Overnight Shelter | Persons Assisted | 0 | 0 | | 0 | 0 | |
| Provide Social Services | Non-Homeless Special Needs Low income services | CDBG: \$ | Homelessness Prevention | Persons Assisted | 5 | 4 | 80.00% | 5 | 4 | 80.00% |
| Stabilize the Rental Gap | Affordable Housing | CDBG: \$ | Homelessness Prevention | Persons Assisted | | | | | | |

Table 1 - Accomplishments – Program Year & Strategic Plan to Date

Assess how the jurisdiction’s use of funds, particularly CDBG, addresses the priorities and specific objectives identified in the plan, giving special attention to the highest priority activities identified.

Meridian utilized stakeholder and resident input, and the review of fair housing barriers gathered during the 2017-2021 Consolidated Plan process, to determine the highest priority projects to be conducted during PY17. Needs addressed during Year 1 of the Consolidated Plan included improvement to accessibility for people with disabilities, enhancing homeownership opportunities, and provision of necessary social services.

To improve accessibility for people with disabilities, Meridian utilized data from the resident survey conducted to inform the Consolidated Plan process to prioritize accessibility improvements, particularly to public infrastructure. Community access for persons with disabilities was identified as a barrier in reference to lack of/poor sidewalks and access to handicapped parking. Five segments of sidewalks in Census tract 103.21, Block Group 2, are planned to be repaired. There are 995 households living in this Block Group. About 20 percent of these households are comprised of senior females living alone. Another 35 percent are families with young children; half are households led by a single mother. Altogether, an estimated 1,990 people live in the block group with 1,095 below 100% MFI. During PY 2017, CDBG funds were used to design the new sidewalks in a way that will incorporate the needs of the community. The sidewalks will be constructed during the upcoming program year(s).

To enhance homeownership opportunities, Meridian again utilized data from the resident survey conducted to inform the Consolidated Plan process, which found nearly 90 percent of renters expressed an interest in homeownership. Of this 90%, 40% would like to purchase a home, but did not have enough money for a down payment and 16% cited poor credit as an impediment to homeownership. In PY17, CDBG funds were used to provide down payment assistance to low-moderate income households purchasing a home in Meridian in an effort to address the largest gap for new homebuyers.

To improve the provision of necessary social services, Meridian utilized the findings from the Consolidated Plan and Analysis of Impediments (AI) to identify the following supports:

- A shortage of 1,077 rental units to serve Meridian households earning \$25,000 or less (rent and utilities totaling \$625 or less) was identified during the previous 2012 to 2016 Consolidated Plan. This gap increased in the past 5 years to 1,348 units and was largely due to additional households falling below the poverty line. CDBG funds were used to provide emergency rental assistance for those facing eviction in the Meridian area.
- The AI showed that lower income children, particularly those living in Census tracts with a high density of residents with a national origin other than the United States, have lower access to proficient schools. CDBG funds were used to support Boys & Girls Club scholarships, which allowed admission to programs intended to reduce these barriers for identified youth.
- The AI also showed a reduction in food security from previous years. Those lacking food security are more likely to suffer adverse effects to their overall health. A lack of food security in children can have devastating consequences to their regular development, affecting the child’s physical and mental health, academic achievement and future economic prosperity. CDBG funds were used to provide food security to low-income residents, especially children.

During PY17 the City expended funds on the following projects that began in previous years, but were

not completed until PY17:

- Installation of streetlights to improve safety (PY16).
- Installation of covered picnic area and refurbished sports field to promote a strong community (PY15). *Note: The project was completed in PY17, but the City is working with the contractor to meet Davis-Bacon prevailing wages so the final payment will be made in PY18.*

CR-10 - Racial and Ethnic Composition of Families Assisted

Describe the families assisted (including the racial and ethnic status of families assisted).

91.520(a)

| | CDBG |
|---|--------------|
| White | 3,629 |
| Black or African American | 87 |
| Asian | 129 |
| American Indian or American Native | 122 |
| Native Hawaiian or Other Pacific Islander | 35 |
| Total | 4,002 |
| Hispanic | 888 |
| Not Hispanic | 2,133 |

Table 2 – Table of assistance to racial and ethnic populations by source of funds

Narrative

According to data gathered in the Consolidated Plan, Meridian residents that are of Hispanic descent make up 8 percent of the total population, up from 4 percent in 2000. Eighty-six percent of residents identify as non-Hispanic White, 2 percent are Asian, 1 percent are Native American and 1 percent are African American. The demographics of those assisted with CDBG funds are similar to Meridian’s overall demographic makeup.

Data from the Consolidated Plan also shows that only 1 percent of Meridian households had no one over the age of 14 who spoke English very well. Residents living in such households are called “Limited English Proficiency” populations, or LEP. Meridian’s LEP proportion was slightly less than that of the county overall (1.7%) and lower than the State of Idaho (2%). Pursuant to the city’s Language Assistance Plan (LAP), all reports and communications will be made available in formats accessible to persons with disabilities and in languages other than English upon request.

For those who feel they have been discriminated against based on race or ethnicity, Meridian has a Fair Housing Ordinance which outlines Meridian's response to discrimination. The Ordinance also describes how the City will promote and publicize the Federal Fair Housing Law: *“With available resources, the City will assist all persons who feel they have been discriminated against because of race, color, religion, sex, national origin, disability, or familial status to seek equity under Federal and State laws by filing a complaint with the U.S. Department of Housing and Urban Development, Office of Fair Housing and Equal Opportunity, Compliance Division.”*

CR-15 - Resources and Investments 91.520(a)

Identify the resources made available

| Source of Funds | Source | Resources Made Available | Amount Expended During Program Year |
|-----------------|--------|--------------------------|-------------------------------------|
| CDBG | CDBG | 783,320 | 510,692 |
| HOME | HOME | | |
| HOPWA | HOPWA | | |
| ESG | ESG | | |
| Other | Other | | |

Table 3 - Resources Made Available

Narrative

The PY16 Streetlights project (IDIS Activity #82) was completed under the contracted amount during PY17, so the remaining \$29K will be reallocated during PY18. All other funds have been allocated. Payment for the PY15 Picnic Shelter (IDIS Activity #74) will not be complete until PY18. The work was completed in PY17, but the City of Meridian is working with the contractor to meet Davis-Bacon prevailing wages.

Identify the geographic distribution and location of investments

| Target Area | Planned Percentage of Allocation | Actual Percentage of Allocation | Narrative Description |
|-------------|----------------------------------|---------------------------------|-----------------------|
| | | | |

Table 4 – Identify the geographic distribution and location of investments

Narrative

The City of Meridian's basis for allocating projects is geographically delineated within its municipal boundaries. Funding is determined by meeting national objectives, qualifying eligible activities, and through a competitive application process. The City does not specify target areas (meeting HUD eligibility criteria) either by census tract or block group.

There are eight (8) Census Tracts that are either fully or partially within Meridian's municipal boundaries. Census tracts 0103.21, 0103.22, 0103.33, and 0103.35 fall within Meridian's LMI area. The use of CDBG funding is not pre-determined on areas of low- and moderate- income concentration. Service agencies providing CDBG funded services are primarily located downtown; however, low- and moderate-income clients served reside throughout the City.

Multiple low-moderate area activities were conducted during PY17: sidewalk design for construction during PY18 was completed in Census Tract 0103.21; streetlights were installed in census tract 103.35; and, a covered picnic area and refurbished sports field turf was completed in census tract 0103.22.

Leveraging

Explain how federal funds leveraged additional resources (private, state and local funds), including a description of how matching requirements were satisfied, as well as how any publicly owned land or property located within the jurisdiction that were used to address the needs identified in the plan.

The City of Meridian receives CDBG funds directly through its annual entitlement; this is the only HUD funding that the City directs toward projects. Non-profit organizations often utilize other federal, state, local and private grant funds. Public Housing programs including Family Self-Sufficiency, Section 8, and Public Housing Comprehensive Grants provide additional funding. For example, ACHA has historically leveraged CDBG funds from Meridian with CDBG funds from other communities and HUD funding from their Family Self Sufficiency and Housing Choice Voucher Programs. NeighborWorks Boise also receives over \$500,000 of annual funding from NeighborWorks America which is leveraged with Meridian's CDBG funding allocation. Meridian Food Bank receives almost \$100,000 of private donations and other grants on an annual basis to couple with their CDBG allocations. The Boys & Girls Clubs of Ada County receive funding from the USDA through the Department of Education and leverage those funds with the CDBG funding received from Meridian to help support their programs and projects. Jesse Tree partners with local banks, foundations, and or institutions and cities to help fund their rental assistance and other programs. The Meridian CDBG dollars would allow them to expand their support services to more clients in Meridian. The Meridian Development Corporation (MDC) is a local public agency that does not anticipate leveraging other funds with CDBG funds to complete the sidewalk project. City-owned property was not used for any of the projects during this program year.

CR-20 - Affordable Housing 91.520(b)

Evaluation of the jurisdiction's progress in providing affordable housing, including the number and types of families served, the number of extremely low-income, low-income, moderate-income, and middle-income persons served.

| | One-Year Goal | Actual |
|--|---------------|----------|
| Number of Homeless households to be provided affordable housing units | 0 | 0 |
| Number of Non-Homeless households to be provided affordable housing units | 11 | 5 |
| Number of Special-Needs households to be provided affordable housing units | 0 | 0 |
| Total | 11 | 5 |

Table 5 – Number of Households

| | One-Year Goal | Actual |
|--|---------------|----------|
| Number of households supported through Rental Assistance | 0 | 0 |
| Number of households supported through The Production of New Units | 0 | 0 |
| Number of households supported through Rehab of Existing Units | 0 | 0 |
| Number of households supported through Acquisition of Existing Units | 11 | 5 |
| Total | 11 | 5 |

Table 6 – Number of Households Supported

Discuss the difference between goals and outcomes and problems encountered in meeting these goals.

The PY17 Action Plan set a goal of assisting eleven (11) low-moderate income (LMI) households to achieve homeownership through acquisition of existing units, but Meridian was only able to identify and assist five (5) households. Meridian continues to have a vast need for grant funds to bridge the gap of affordability for low income households. Unfortunately, the soaring housing market has made it increasingly difficult to utilize funds to help families who are at 80% or below Area Median Income. Meridian is the third most expensive place to buy a house in Ada County. The median cost of a single-family residence in Meridian is approximately \$302,893, a 12.9% percent increase from a year ago. These prices make it extremely difficult for low income households to locate affordable homes. Many of our qualified buyers have faced bidding wars over the few affordable units that come onto the market. The applicants continue to search for affordable housing.

Discuss how these outcomes will impact future annual action plans.

The City of Meridian has extended the contracts for ACHA and NeighborWorks Boise through December 31, 2018 in an effort to meet the goals of the PY17 funding. Both organizations continue to provide outreach and marketing materials to Lender Partners and Realtors.

Additionally, ACHA’s actively promotes their program at the monthly Finally Homebuyer Seminars, and mail monthly flyers to current participants in our Section 8 program. The Homeownership Coordinator is currently working with Family Self-Sufficiency participants to obtain loan approval. Several have obtained loan approval but the loan approval hasn’t been large enough to qualify for a mortgage. Participants continue to work with the Homeownership Coordinator hoping the market will soften so they may get their chance to purchase a home in the City of Meridian. ACHA has considered increasing the dollar amount of the CDBG grant provided to each household in order to help bridge the gap of affordability, and to expend the grant funds.

The City will evaluate the outcomes at the end of the calendar year to determine if an adjustment will need to be made to the PY18 Action Plan to more effectively implement strategies and goals.

Include the number of extremely low-income, low-income, and moderate-income persons served by each activity where information on income by family size is required to determine the eligibility of the activity.

| Number of Households Served | CDBG Actual | HOME Actual |
|-----------------------------|-------------|-------------|
| Extremely Low-income | 0 | 0 |
| Low-income | 0 | 0 |
| Moderate-income | 5 | 0 |
| Total | 5 | 0 |

Table 7 – Number of Households Served

Narrative Information

During PY17, the City of Meridian provided funding for five (5) households to achieve affordable housing through homebuyer assistance programs offered by ACHA and NeighborWorks Boise. These programs utilized the funding to subsidize mortgage principal amounts, assist with closing costs, and provide up to 50% of the required down payment.

To ensure the Section 215 definition of affordable housing is met, ACHA and NeighborWorks Boise require participants to qualify as a first-time homebuyer, purchase a home that will be their principal residence, and the homebuyer's annual household income must be at or below 80% of Area Median Income. Both homebuyer assistance programs offer participants housing counseling and work with homebuyers to find housing where the cost of the housing is reasonable and affordable to the homebuyer, so the housing does not exceed 95 percent of the median purchase price for the area. During PY18, the City will update the monitoring guidelines to ensure homebuyer assistance programs have a formalized process in place to document that the cost of housing meets the full Section 215 definition of affordable housing.

All five (5) of the homebuyers assisted were moderate-income households. There were no extremely low- or low-income households assisted with homeownership assistance due to the struggle to qualify for home loans with the high cost of housing in Meridian. ACHA and NeighborWorks Boise continue to

work with eligible households to locate and be approved for affordable housing in Meridian. There were no rental households assisted under the affordable housing goal.

During the Consolidated Planning process, the City of Meridian prioritized assistance for very low-income renters and/or persons at-risk of losing shelter or housing and uses this to rank projects during the application process. Often these households pay more than half of their income for rent and live in substandard housing. To assist those households with the highest/worst case needs, the City funded public service activities which provide food stability through the Meridian Foodbank, emergency rental assistance through The Jesse Tree, and access to childcare through the Boys & Girls Club. Through the partnership with Jesse Tree four (4) households received emergency rental assistance during PY17; however, these households are not included in the consolidated plan as an affordable housing goal so the households assisted are not included in the above table. The City does not require affordable housing activities to narrow its focus to households that qualify as those with “worst case needs” because it is difficult to find eligible households with the basic low- moderate income criteria that are able to find a home to purchase within their means.

The City has identified a goal in the PY18 Action Plan to develop an affordable housing whitepaper that will explore actions to foster and maintain affordable housing. The approach the City has taken up to this point is to assist with services and provisions that reduce the amount of income designated for basic living expenses (e.g. food, childcare, etc.) and allow people to utilize more of their income for housing costs.

CR-25 - Homeless and Other Special Needs 91.220(d, e); 91.320(d, e); 91.520(c)

Evaluate the jurisdiction's progress in meeting its specific objectives for reducing and ending homelessness through:

Reaching out to homeless persons (especially unsheltered persons) and assessing their individual needs

The City of Meridian has been an active member of the Ada County Continuum of Care (CofC) for several years. City representatives have been particularly involved in the CofC's Fair Housing and Performance Measurement workgroups with the hopes of better understanding the needs that Meridian's homeless face and how to better serve them. The City of Meridian strives to connect local community providers and organizations interested in involvement with Meridian's homeless population with the CofC. City representatives are frequently involved in public discussions, presentations, and meetings with citizens, other governmental officials, and local service providers such as the West Ada County School District, Jesse Tree, and CATCH to provide support, understanding, and outreach to the homeless in Meridian. In addition, the Meridian Police Department assists unhoused Meridian residents with rides to emergency housing shelters as needed.

Addressing the emergency shelter and transitional housing needs of homeless persons

The City of Meridian is in regular contact with case management and support service organizations such as CATCH and Jesse Tree to assess and address the emergency and transitional housing needs of homeless persons in Meridian. In PY17, Jesse Tree was funded through Meridian's CDBG program to help provide emergency rental assistance to Meridian residents at risk of losing housing.

Helping low-income individuals and families avoid becoming homeless, especially extremely low-income individuals and families and those who are: likely to become homeless after being discharged from publicly funded institutions and systems of care (such as health care facilities, mental health facilities, foster care and other youth facilities, and corrections programs and institutions); and, receiving assistance from public or private agencies that address housing, health, social services, employment, education, or youth needs

Meridian's CDBG program provides funding to Jesse Tree to provide emergency rental assistance for low- and moderate- income (LMI) residents who are at risk of becoming homeless. Meridian partners with other organizations such as the Meridian Foodbank to assess needs and provide services for those at risk of becoming homeless.

Statewide, Idaho utilizes the SSI/SSDI Outreach, Access and Recovery (SOAR) model. SOAR is an approach that helps increase access to mainstream benefits for people who are currently experiencing or at risk of experiencing homelessness. Those returning from institutions such as jails, prisons, or hospitals have a higher prevalence than the general population of becoming homeless upon discharge. Idaho has divided the state into three (3) Hub's that address the needs of their local community. The SOAR Hub Leads participate in a quarterly call to address the statewide needs and coordinate efforts. The North Hub Lead and the Southeast Hub Leads are discharge planners for each of Idaho's state-

funded psychiatric hospitals and the Southwest Hub Lead is employed at the local Community Action Partnership. This group regularly problem solves ways to coordinate services for those who are coming from institutional facilities in an effort to reduce the likelihood of homelessness. SOAR is coordinated with the Idaho Health and Welfare, Division of Behavioral Health Central Office, Regional Offices, and state-funded psychiatric hospitals.

The CofC includes representation from health care facilities, mental health facilities, and correction facilities, as well as private providers that address housing, health, social services, employment, education, and youth needs. The group works to find collaborative approaches to help low-income individuals and families avoid becoming homeless after being discharged from publicly funded institutions and systems of care. Our Path Home is the recipient of the CofC coordinated-entry funding that provides a streamlined access point for those experiencing a housing crisis. Our Path Home partners with many organizations, such as homeless shelters, school districts, behavioral health (mental health and substance use disorder) providers, Idaho Health and Welfare, Idaho Department of Labor, and Federally Qualified Health Centers (FQHC).

Helping homeless persons (especially chronically homeless individuals and families, families with children, veterans and their families, and unaccompanied youth) make the transition to permanent housing and independent living, including shortening the period of time that individuals and families experience homelessness, facilitating access for homeless individuals and families to affordable housing units, and preventing individuals and families who were recently homeless from becoming homeless again

Through the City's CDBG program, Meridian funded NeighborWorks Boise and Ada County Housing Authority (ACHA) to provide down payment and closing cost assistance to LMI residents, which assisted participants in purchasing housing units. Meridian funded Jesse Tree to provide rental and case management services to prevent and resolve needs for homeless and near-homeless families and individuals in Meridian. The City's funding relationships with NeighborWorks Boise, ACHA, and Jesse Tree are aimed to develop activities through the CDBG program to facilitate access for homeless individuals and families to affordable housing unit while also preventing individuals and families from becoming homeless.

Meridian's collaboration with the CofC and the SSI/SSDI Outreach, Access, and Recovery (SOAR) Steering Committee explores and addresses the needs of Meridian's homeless population. The City partners with local committees, organizations, and networks in evaluating, understanding, and addressing the many needs of Meridian's homeless population. Partners include the Meridian Police Department, Women's and Children's Alliance, Jesse Tree, Boys & Girls Club, West Ada County School District, City of Boise, Charitable Assistance to Community's Homeless (CATCH), CofC, Meridian Food Bank, SOAR Steering Committee, ACHA, NeighborWorks Boise, and many others. These partnerships bring a collaborative approach to addressing current and preventing future homelessness in Meridian, as well as assist local service providers help those experiencing homelessness to make the transition to permanent housing and independent living and shorten the period of time that individuals and families experience homelessness. Specifically, the City's participation in the regional Performance Management and Coordinated Entry workgroups indicate the City's efforts and actions to define and meet these specific targets.

CR-30 - Public Housing 91.220(h); 91.320(j)

Actions taken to address the needs of public housing

The City does not directly provide public housing, but it continues to support Ada County Housing Authority (ACHA) and other providers in improving public housing. Landlords are willing to accept Section 8 and Shelter Plus Care vouchers, but finding units in small complexes such as those located in Meridian is a challenge. Voucher holders generally have the most success with large apartment complexes, most of which are located in Boise. Nearly 90 percent of units in Meridian are single family detached homes. The City is actively engaged with community partners such as ACHA and the CofC to address the public housing needs in Meridian.

Actions taken to encourage public housing residents to become more involved in management and participate in homeownership

Public housing residents have access to case management services, allowing them to become more involved in management and participate in homeownership through ACHA's programs. One such program available to ACHA participants is Family Self-Sufficiency (FSS). This program assists individuals and families to obtain employment and improve their financial stability. ACHA works with social service agencies, non-profits, schools, businesses, and other community partners to develop comprehensive strategies that help participants learn the skills and gain the experience to enable them to obtain suitable employment. Participants in the FSS program receive an escrow account that is established by the Housing Authority for each participating individual or family. When the participant's portion of his/her rent is increased due to an increase in earned income, the escrow account is credited during the term of the FSS contract. If the participant completes the contract within a five-year period by being suitably employed and is no longer receiving welfare assistance, the amount in the escrow account is paid to the successful graduate.

Actions taken to provide assistance to troubled PHAs

ACHA is a high performing Public Housing Authority; no assistance is provided at this time.

CR-35 - Other Actions 91.220(j)-(k); 91.320(i)-(j)

Actions taken to remove or ameliorate the negative effects of public policies that serve as barriers to affordable housing such as land use controls, tax policies affecting land, zoning ordinances, building codes, fees and charges, growth limitations, and policies affecting the return on residential investment. 91.220 (j); 91.320 (i)

During the AI, the City utilized the "Review of Public Policies and Practices (Zoning and Planning Codes)" form circulated by the Los Angeles fair housing office of HUD to evaluate potential concerns within the City's zoning code. The research did not reveal any negative effects of public policies that serve as barriers to affordable housing. This includes land use controls, tax policies affecting land, zoning ordinances, building codes, fees and charges, growth limitations, and policies affecting returns on residential investment. Meridian will continue to evaluate the policies and ameliorate as necessary.

Actions taken to address obstacles to meeting underserved needs. 91.220(k); 91.320(j)

The primary obstacles to fully addressing residents' needs are: 1) Limited supply of affordable units; and 2) Limited funding. The City has allocated funding to address needs within the limitations of funding. Additionally, the City is engaged in multiple regional dialogues with neighboring communities and service providers to identify and address underserved needs, maintain affordable housing, and reduce the number of families living in poverty.

Actions taken to reduce lead-based paint hazards. 91.220(k); 91.320(j)

The City of Meridian website provides information regarding lead-based paint hazards as well as links to HUD resources. Additionally, Meridian continues to address lead based paint hazards through mitigation as part of redevelopment efforts in older parts of Meridian. Meridian maintains communication with EPA approved and certified lead abatement contractor's as well as lead testing facilities to complete lead clearance exams if required.

Actions taken to reduce the number of poverty-level families. 91.220(k); 91.320(j)

The City focuses primarily on job creation and availability of educational opportunities to reduce the number of persons living below the poverty level. For example, the City, through its Economic Development Administrator, works to recruit new employers and encourage business expansion within Meridian.

Meridian's CDBG program funds activities that provide emergency assistance to families who are at risk of homelessness, food stability to those in need, financial assistance to homebuyers, among other activities. The City's local strategic plan intends to address poverty-based issues through the expansion of public services, focus on economic development, and expansion of quality employment opportunities for the jurisdiction's LMI population. Meridian's goal is to provide residents with access to services that will help stabilize their basic needs so they can focus on improving their lives instead of all of their focus being survival.

Actions taken to develop institutional structure. 91.220(k); 91.320(j)

The City continuously seeks to enhance coordination and overcome gaps in institutional structure. Participation in the Continuum of Care, attendance at Idaho Housing and Finance Association (IHFA) and other stake-holder related events, and participation in regional coalitions and associations work toward the end-goal of enhancing coordination. Plans are being developed to enhance educational and advocacy opportunities for service providers in the area regarding public and political cultures and systems in place in the region.

To address the internal structure, HUD is providing technical assistance to formalize standard operating procedures and guiding documents to monitor the program, track financials, ensure compliance, and address program requirements in a timely manner.

Actions taken to enhance coordination between public and private housing and social service agencies. 91.220(k); 91.320(j)

There are few capacity issues related to coordination between public and private organizations in Meridian and the surrounding area. However, the City's partnership and funding relationship with local

housing services organizations including NeighborWorks Boise, Jesse Tree, and Ada County Housing Authority will continue to expand in the upcoming program year. Coordination with other organizations like CATCH, Boise Rescue Mission, Interfaith Sanctuary, and all members associated with the local Continuum of Care, including private housing developers, will continue to be built upon to improve networks, coordination, and problem solving in the jurisdiction. Meridian's participation in the local CofC, housing and homelessness roundtables, and other regional coordination efforts contributes to the City's action plan for enhancing collaboration between public and private housing and social service agencies.

Identify actions taken to overcome the effects of any impediments identified in the jurisdictions analysis of impediments to fair housing choice. 91.520(a)

During the 2017-2021 Consolidated Planning period, the City of Meridian identified the following impediments to housing choice and access to opportunity:

- Inaccessible infrastructure – Several sidewalks in Meridian were identified as needing improvement. During PY17, the City worked with the Meridian Development Corporation (MDC) to develop a plan that will improve five (5) segments of sidewalks in a neighborhood with aging infrastructure that is occupied by seniors and low income residents. The construction is anticipated to begin in PY18.
- Lack of affordable housing – Support preservation of housing occupied by low income homeowners and stabilization of affordable rental housing by assisting low income renter households and supporting the creation of affordable housing. Meridian will continue to use block grant funds to provide social services for low income and special needs residents (e.g., provision of food staples, emergency repairs, and emergency rental assistance). During PY17, CDBG funds provided four (4) households with emergency rental assistance, five (5) households with homeownership assistance and 2,735 households with food assistance.
- Lack of public transportation – Work regionally to improve transportation options. Meridian collaborated with the Meridian Transportation Commission, the Ada County Highway District Capital Improvement Citizen Advisory Committee (ACHD CICAC), the Community Planning Association of Southwest Idaho Regional Technical Advisory Committee (COMPASS RTAC) to discuss the regional gaps in transportation options.
- Lack of accessible housing – Increase education and understanding of fair housing laws by landlords, builders, and residents. Meridian has collaborated with the Boise, Caldwell, and Nampa CDBG administrators to develop a Fair Housing campaign which is scheduled to launch during PY18.

CR-40 - Monitoring 91.220 and 91.230

Describe the standards and procedures used to monitor activities carried out in furtherance of the plan and used to ensure long-term compliance with requirements of the programs involved, including minority business outreach and the comprehensive planning requirements

Program monitoring takes place as a desk-side process with each draw. The activities submitted must comply with the stated requirements in the subrecipient agreements and provide requisite data (e.g. demographic data, payroll, etc.) for inspection prior to reimbursement. On-site monitoring occurs at

least annually to ensure subrecipients are meeting both the requirements and the intent of the CDBG program. The City conducted onsite monitoring of ACHA, NeighborWorks Boise, Meridian Foodbank, and Boys & Girls Club for PY17 activities.

It is anticipated that the City of Meridian CDBG Administrator will receive technical assistance during PY18 to improve the standard operating procedures and documents to guide the program, track financials, ensure compliance, and address program requirements in a timely manner.

Citizen Participation Plan 91.105(d); 91.115(d)

Describe the efforts to provide citizens with reasonable notice and an opportunity to comment on performance reports.

A public notice of the CAPER availability and the date, time and location of the public hearing was published in the Meridian Press Tribune, previously known as the Valley Times, and the Idaho Statesman, and by posting the notice on the City's website two weeks in advance of the public hearing. After the notice was published, citizens had a period 15 days to comment on the CAPER. A public hearing on the CAPER was held at City Hall on December 18, 2018 at the conclusion of the comment period. The City considered all comments and/or views of citizens received in writing. A summary of these comments or views can be found in Attachment 1. City Council reviewed the CAPER and the summaries regarding the incorporation of citizen comments or views provided, and voted on a resolution to adopt the final PY17 CAPER.

City Hall is a fully accessible building. Those with disabilities were encouraged to contact the City Clerk to make reasonable accommodations. Additionally, pursuant to the City's Language Assistance Plan (LAP), all reports and communications will be made available in formats accessible to persons with disabilities and in languages other than English upon request.

All documents related to the City's CDBG program can be found at: <https://meridiancity.org/cdbg>.

CR-45 - CDBG 91.520(c)

Specify the nature of, and reasons for, any changes in the jurisdiction's program objectives and indications of how the jurisdiction would change its programs as a result of its experiences.

No changes.

Does this Jurisdiction have any open Brownfields Economic Development Initiative (BEDI) grants?

No

[BEDI grantees] Describe accomplishments and program outcomes during the last year.

CR-45 - CDBG 91.520(c)

Specify the nature of, and reasons for, any changes in the jurisdiction's program objectives and indications of how the jurisdiction would change its programs as a result of its experiences.

No changes.

Does this Jurisdiction have any open Brownfields Economic Development Initiative (BEDI) grants?

No

[BEDI grantees] Describe accomplishments and program outcomes during the last year.

Attachment 1: Public Comment

Proof of Publication – Idaho Statesman

Idaho Statesman
 The Newspaper of the Treasure Valley
 IDAHO STATESMAN CO.
 PO Box 40, Boise, ID 83707-0040

LEGAL PROOF OF PUBLICATION

| Account # | Ad Number | Identification | PO | Amount | Cols | Lines |
|-----------|------------|--|--------------|---------|------|-------|
| 263398 | 0003964858 | CITY OF MERIDIAN NOTICE OF PUBLIC HEAR | Legal Notice | \$66.12 | 1 | 87 |

Attention: Crystal Campbell

CITY OF MERIDIAN
 33 E BROADWAY AVE SUITE 308
 MERIDIAN, ID 836422619

**CITY OF MERIDIAN
 NOTICE OF PUBLIC HEARING
 AND PUBLIC COMMENT PERIOD**

Regarding Meridian's Community Development Block Grant (CDBG) Program

The City of Meridian has been designated an Entitlement Community by the U.S. Department of Housing and Urban Development (HUD). This designation allows the City to receive funds annually from HUD's Community Development Block Grant (CDBG) Program.

At the end of each program year, the City must submit to HUD a Consolidated Annual Performance and Evaluation Report (CAPER) identifying the projects the City has undertaken during the year to achieve their Consolidated Plan goals and objectives. This report is designed to update and account for the use of CDBG funding and the progress of approved projects undertaken as part of Meridian's CDBG program. No new projects, funding information, or grant ideas are reviewed or proposed in this year's CAPER.


ALL CITIZENS ARE INVITED to attend a public hearing on Tuesday, December 18, 2018, at 6:00 P.M., in the Meridian City Council Chambers, Meridian City Hall, 33E. Broadway, Meridian, Idaho, regarding the Program Year 2017 CAPER. Special invitation is extended to persons with disabilities, residents of assisted housing, and Meridian business and property owners. Meridian City Hall is a handicapped accessible facility. Individuals requiring accommodation of physical, sight, or hearing impairments or

language interpretation please contact the City Clerk at (208) 888-4433. All citizens may review the CAPER and provide testimony. Copies of the drafted CAPER will be available December 3, 2018 at the Meridian City Community Development Department and on the City's CDBG website, <http://www.meridiancity.org/cdbg>.

A PUBLIC COMMENT PERIOD WILL BE OPEN FROM DECEMBER 3, 2018 THROUGH THE PUBLIC HEARING ON DECEMBER 18, 2018. During this period, all comments should be addressed to Crystal Campbell, who may be contacted by mail: City of Meridian, Community Development Department, 33 E. Broadway, Meridian, ID 83642; by phone: (208)489-0575; by fax: (208)888-6854; or by e-mail: ccampbell@meridiancity.org.
 0003964858-01


, being duly sworn, deposes and says: That she is the Principal Clerk of The Idaho Statesman, a daily newspaper printed and published at Boise, Ada County, State of Idaho, and having a general circulation therein, and which said newspaper has been continuously and uninterruptedly published in said County during a period of twelve consecutive months prior to the first publication of the notice, a copy of which is attached hereto; that said notice was published in The Idaho Statesman, in conformity with Section 60-108, Idaho Code, as amended, for:


1 Insertions
 Beginning issue of: 11/30/2018

Ending issue of: 11/30/2018

 (Legals Clerk)

STATE OF IDAHO)
) SS
 COUNTY OF ADA)

On this 11th day of December in the year of 2018 before me, a Notary Public, personally appeared before me known or identified to me to be the person whose name subscribed to the within instrument, and being by first duly sworn, declared that the statements therein are true, and acknowledged to me that she executed the same.





Proof of Publication – Meridian Press-Tribune

351462 1838832

1 MERIDIAN, CITY OF

33 E. BROADWAY AVENUE
MERIDIAN ID 83642

AFFIDAVIT OF PUBLICATION
STATE OF IDAHO

County of Ada

}SS.
}

Sharon Jessen
of Nampa, Canyon County, Idaho, being
first duly sworn, deposes and says:


1. That I am a citizen of the United States, and at all times hereinafter mentioned was over the age of eighteen years, and not a party to the above entitled action.
2. That I am the Principle Clerk of the Meridian Press, a weekly newspaper published in the City of Meridian, in the County of Ada, State of Idaho; that the said newspaper is in general circulation in the said County of Ada, and in the vicinity of Meridian, and has been uninterruptedly published in said County during a period of seventy-eight consecutive weeks prior to the first publication of this notice, a copy of which is hereto attached.
3. That the notice, of which the annexed is a printed copy, was published in said newspaper 1 time(s) in the regular and entire issue of said paper, and was printed in the newspaper proper, and not in a supplement.

That said notice was published the following:
11/30/2018

Sharon Jessen
STATE OF IDAHO
County of Canyon)

On this 30th day of November in the year of 2018 before me a Notary Public, personally appeared. Sharon Jessen, known or identified to me to be the person whose name is subscribed to the within instrument, and being by me first duly sworn, declared that the statements therein are true, and acknowledge to me that he/she executed the same.

Colleen R. Nielsen
Notary Public for Idaho
Residing at Canyon County
My Commission expires 06/28/2023



LEGAL NOTICE
CITY OF MERIDIAN
NOTICE OF PUBLIC
HEARING AND PUBLIC
COMMENT PERIOD
Regarding Meridian's
Community Development
Block Grant (CDBG)
Program

The City of Meridian has been designated an Entitlement Community by the U.S. Department of Housing and Urban Development (HUD). This designation allows the City to receive funds annually from HUD's Community Development Block Grant (CDBG) Program.

At the end of each program year, the City must submit to HUD a Consolidated Annual Performance and Evaluation Report (CAPER) identifying the projects the City has undertaken during the year to achieve their Consolidated Plan goals and objectives. This report is designed to update and account for the use of CDBG funding and the progress of approved projects undertaken as part of Meridian's CDBG program. No new projects, funding information, or grant ideas are reviewed or proposed in this year's CAPER.

ALL CITIZENS ARE INVITED to attend a public hearing on Tuesday, December 18, 2018, at 6:00 P.M., in the Meridian City Council Chambers, Meridian City Hall, 33 E. Broadway, Meridian, Idaho, regarding the Program Year 2017 CAPER. Special invitation is extended to persons with disabilities, residents of assisted housing, and Meridian business and property owners. Meridian City Hall is a handicapped accessible facility. Individuals requiring accommodation of physical, sight, or hearing impairments or language interpretation please contact the City Clerk at (208) 888-4433. All citizens may review the CAPER and provide testimony. Copies of the drafted CAPER will be available December 3, 2018 at the Meridian City Community Development Department and on the City's CDBG website, <http://www.meridiancity.org/cdbg>.

A PUBLIC COMMENT PERIOD WILL BE OPEN FROM DECEMBER 3, 2018 THROUGH THE PUBLIC HEARING ON DECEMBER 18, 2018. During this period, all comments should be addressed to Crystal Campbell, who may be contacted by mail: City of Meridian, Community Development Department, 33 E. Broadway, Meridian, ID 83642; by phone: (208) 489-0575; by fax: (208) 888-6854; or by e-mail: ccampbell@meridiancity.org.

November 30, 2018
1838832

CAPER Public Comments

| Date | Method of Submission | Contributor | Comment | City Response |
|---------|----------------------|-------------------------|--|--|
| 12/3/18 | Email | Jillian Patterson, ACHA | <p>Additional narrative to be included in report:</p> <p>What were the barriers to fully expending the PY17 CDBG funds by September 30, 2018?</p> <p>Meridian continues to have a vast need for grant funds to bridge the gap of affordability for low income households. Unfortunately, the soaring housing market has made it increasingly difficult to utilize funds to help families who are at 80% or below Area Median Income. Meridian is the third most expensive place to buy a house in Ada County. The median cost of a single-family residence in Meridian is approximately \$302,893, a 12.9% percent increase from a year ago. These prices make it extremely difficult for low income households to locate affordable homes. Many of our qualified buyers have faced bidding wars over the few affordable units that come onto the market.</p> <p>What is the plan moving forward to ensure the remaining PY17 funds will be spent by December 31, 2018?</p> <p>The Homeownership Coordinator continues to market the homeownership program, not just internally, but with many mortgage loan officers and real estate agents. We actively promote our program at the monthly Finally Homebuyer Seminars, and mail monthly flyers to current participants in our Section 8 program. The Homeownership Coordinator is currently working with Family Self-Sufficiency participants to obtain loan approval. Several have obtained loan approval but the loan approval hasn't been large enough to qualify for a mortgage. Participants continue to work with</p> | The narrative has been updated to include these changes. |

| | | | | |
|---------|----------------------|-------------------------|--|--|
| | | | <p>our Homeownership Coordinator hoping the market will soften so they may get their chance to purchase a home in the City of Meridian.</p> <p>ACHA has considered increasing the dollar amount of the CDBG grant provided to each household in order to help bridge the gap of affordability, and to expend the grant funds. We are open to any suggestions staff has so we can make this a successful program.</p> | |
| 12/4/18 | City Council Meeting | Councilman Luke Cavener | One scholarship for the Boys & Girls Club shows that the family was not low- or moderate-income (LMI). Will we need to do anything to correct this? Will this payment put the City at risk? | The Boys & Girls Club is classified as a Limited Clientele Activity, where at least 51% of the clients served must be LMI. During PY15 95.5% of families receiving Boys & Girls Club scholarships met the LMI criteria. |
| 12/4/18 | City Council Meeting | Councilman Luke Cavener | Affordable housing is an issue in Meridian. What is the plan moving forward? Will we change the amount available for homeowners assistance programs? Will there be changes to the way we define affordable housing in Meridian? | <p>The providers offering Homeowners Assistance have some discretion in the amount they are able to provide to each household. For instance, the PY17 ACHA sub-recipient agreement states that ACHA must assist at least four (4) households using the total funding available. ACHA would have the flexibility to provide more or less assistance based on the homebuyers need.</p> <p>One goal in the 2017-2021 Consolidated Plan is to develop an Affordable Housing Plan to formally recognize the current affordable housing issues as well as identify ways to improve access to affordable housing. The CDBG Program will be collaborating with stakeholders and neighboring communities during PY18 to develop the Affordable Housing Plan and address these concerns.</p> |

Attachment 2: IDIS PR03 Activity Summary Report

IDIS PR 03 Activity Summary Report



U.S. Department of Housing and Urban Development
 Office of Community Planning and Development
 Integrated Disbursement and Information System
 CDBG Activity Summary Report (GPR) for Program Year 2017
 MERIDIAN

Date: 29-Nov-2018
 Time: 14:15
 Page: 1

PGM Year: 2014
Project: 0001 - Administration
IDIS Activity: 66 - Slum & Blight Plan

Status: Completed 1/18/2018 12:00:00 AM
Location: ,

Objective:
Outcome:
Matrix Code: Planning (20)

National Objective:

Initial Funding Date: 07/11/2016

Description:

This project will acquire a 3rd party to conduct research and analysis leading to the production of a Slum & Blight plan for the City of Meridian.

Financing


| | Fund Type | Grant Year | Grant | Funded Amount | Drawn In Program Year | Drawn Thru Program Year |
|--------------|--------------|------------|-------------|--------------------|-----------------------|-------------------------|
| CDBG | EN | Pre-2015 | | \$19,500.00 | \$0.00 | \$0.00 |
| | | 2014 | B14MC160006 | | \$0.00 | \$19,500.00 |
| Total | Total | | | \$19,500.00 | \$0.00 | \$19,500.00 |

Proposed Accomplishments

Actual Accomplishments

Number assisted:

| | Owner | | Renter | | Total | | Person | |
|--|----------|----------|----------|----------|----------|----------|----------|----------|
| | Total | Hispanic | Total | Hispanic | Total | Hispanic | Total | Hispanic |
| White: | | | | | 0 | 0 | | |
| Black/African American: | | | | | 0 | 0 | | |
| Asian: | | | | | 0 | 0 | | |
| American Indian/Alaskan Native: | | | | | 0 | 0 | | |
| Native Hawaiian/Other Pacific Islander: | | | | | 0 | 0 | | |
| American Indian/Alaskan Native & White: | | | | | 0 | 0 | | |
| Asian White: | | | | | 0 | 0 | | |
| Black/African American & White: | | | | | 0 | 0 | | |
| American Indian/Alaskan Native & Black/African American: | | | | | 0 | 0 | | |
| Other multi-racial: | | | | | 0 | 0 | | |
| Asian/Pacific Islander: | | | | | 0 | 0 | | |
| Hispanic: | | | | | 0 | 0 | | |
| Total: | 0 | 0 | 0 | 0 | 0 | 0 | 0 | 0 |
| Female-headed Households: | | | | | 0 | | | |



U.S. Department of Housing and Urban Development
Office of Community Planning and Development
Integrated Disbursement and Information System
CDBG Activity Summary Report (GPR) for Program Year 2017
MERIDIAN

Date: 29-Nov-2018
Time: 14:15
Page: 2

Income Category:

| | Owner | Renter | Total | Person |
|------------------|--------------|---------------|--------------|---------------|
| Extremely Low | | | 0 | |
| Low Mod | | | 0 | |
| Moderate | | | 0 | |
| Non Low Moderate | | | 0 | |
| Total | 0 | 0 | 0 | 0 |
| Percent Low/Mod | | | | |

Annual Accomplishments

No data returned for this view. This might be because the applied filter excludes all data.



U.S. Department of Housing and Urban Development
 Office of Community Planning and Development
 Integrated Disbursement and Information System
 CDBG Activity Summary Report (GPR) for Program Year 2017
 MERIDIAN

Date: 29-Nov-2018
 Time: 14:15
 Page: 3

PGM Year: 2015
Project: 0004 - Housing
IDIS Activity: 72 - ACHA Homebuyer Assistance

Status: Completed 10/6/2017 12:00:00 AM
Location: 1276 W River St Ste 300 Boise, IA 83702-7085
Objective: Provide decent affordable housing
Outcome: Affordability
Matrix Code: Direct Homeownership Assistance (13)
National Objective: LMH

Initial Funding Date: 09/29/2016

Description:

This project provides Homeownership assistance to low-income home-buyers, as well as applicable closing costs for Housing Authority applicants. The goal is to provide qualified low-income families with an opportunity to enter into permanent housing within the City of Meridian.

Financing

| | Fund Type | Grant Year | Grant | Funded Amount | Drawn In Program Year | Drawn Thru Program Year |
|--------------|--------------|------------|-------------|--------------------|-----------------------|-------------------------|
| CDBG | EN | 2015 | B15MC160006 | \$40,000.00 | \$0.00 | \$40,000.00 |
| Total | Total | | | \$40,000.00 | \$0.00 | \$40,000.00 |

Proposed Accomplishments

Households (General) : 3

Actual Accomplishments

Number assisted:

| | Owner | | Renter | | Total | | Person | |
|--|----------|----------|----------|----------|----------|----------|----------|----------|
| | Total | Hispanic | Total | Hispanic | Total | Hispanic | Total | Hispanic |
| White: | 2 | 1 | 0 | 0 | 2 | 1 | 0 | 0 |
| Black/African American: | 0 | 0 | 0 | 0 | 0 | 0 | 0 | 0 |
| Asian: | 0 | 0 | 0 | 0 | 0 | 0 | 0 | 0 |
| American Indian/Alaskan Native: | 0 | 0 | 0 | 0 | 0 | 0 | 0 | 0 |
| Native Hawaiian/Other Pacific Islander: | 0 | 0 | 0 | 0 | 0 | 0 | 0 | 0 |
| American Indian/Alaskan Native & White: | 0 | 0 | 0 | 0 | 0 | 0 | 0 | 0 |
| Asian White: | 0 | 0 | 0 | 0 | 0 | 0 | 0 | 0 |
| Black/African American & White: | 0 | 0 | 0 | 0 | 0 | 0 | 0 | 0 |
| American Indian/Alaskan Native & Black/African American: | 0 | 0 | 0 | 0 | 0 | 0 | 0 | 0 |
| Other multi-racial: | 0 | 0 | 0 | 0 | 0 | 0 | 0 | 0 |
| Asian/Pacific Islander: | 0 | 0 | 0 | 0 | 0 | 0 | 0 | 0 |
| Hispanic: | 0 | 0 | 0 | 0 | 0 | 0 | 0 | 0 |
| Total: | 2 | 1 | 0 | 0 | 2 | 1 | 0 | 0 |
| Female-headed Households: | 1 | | 0 | | 1 | | | |



U.S. Department of Housing and Urban Development
Office of Community Planning and Development
Integrated Disbursement and Information System
CDBG Activity Summary Report (GPR) for Program Year 2017
MERIDIAN


Date: 28-Feb-2019
Time: 16:46
Page: 4

Income Category:

| | Owner | Renter | Total | Person |
|------------------|--------------|---------------|--------------|---------------|
| Extremely Low | 0 | 0 | 0 | 0 |
| Low Mod | 1 | 0 | 1 | 0 |
| Moderate | 2 | 0 | 2 | 0 |
| Non Low Moderate | 0 | 0 | 0 | 0 |
| Total | 3 | 0 | 3 | 0 |
| Percent Low/Mod | 100.0% | | 100.0% | |

Annual Accomplishments

| Years | Accomplishment Narrative | # Benefiting |
|--------------|--|---------------------|
| 2015 | One family has been able to find an affordable home in the City of Meridian using the homebuyers assistance. | |
| 2016 | Help two households purchase a home in Meridian. | |
| 2017 | Provided homeownership assistance to two families | |



U.S. Department of Housing and Urban Development
 Office of Community Planning and Development
 Integrated Disbursement and Information System
 CDBG Activity Summary Report (GPR) for Program Year 2017
 MERIDIAN

Date: 29-Nov-2018
 Time: 14:15
 Page: 5

PGM Year: 2015
Project: 0003 - Public Facilities / Infrastructure
IDIS Activity: 74 - Meridian Elementary Picnic Shelter

Status: Open
Location: Address Suppressed
Objective: Create suitable living environments
Outcome: Availability/accessibility
Matrix Code: Parks, Recreational Facilities (03F) **National Objective:** LMA

Initial Funding Date: 11/03/2016

Description:

This project will construct a picnic shelter and field equipment in the play field for Meridian Elementary School, enhancing the park-like field in one of the largest pieces of green space in the LMI-Area.

Financing


| | Fund Type | Grant Year | Grant | Funded Amount | Drawn In Program Year | Drawn Thru Program Year |
|--------------|--------------|------------|-------------|--------------------|-----------------------|-------------------------|
| CDBG | EN | 2015 | B15MC160006 | \$65,000.00 | \$51,204.21 | \$65,000.00 |
| | | 2016 | B16MC160006 | \$15,000.00 | \$1,584.64 | \$1,584.64 |
| Total | Total | | | \$80,000.00 | \$52,788.85 | \$66,584.64 |

Proposed Accomplishments

Public Facilities : 1
 Total Population in Service Area: 10,590
 Census Tract Percent Low / Mod: 39.00

Annual Accomplishments

| Years | Accomplishment Narrative | # Benefitting |
|-------|--|---------------|
| 2015 | Project approved, budgeted, and planned. No work accomplished or contracted. | |
| 2016 | Budget adjusted from \$65,000 to \$80,000 and agreements put in place with contractors to complete the work. Materials and labor costs incurred as project progresses. To be completed in PY17. | |
| 2017 | Constructed covered picnic shelter and refurbished sports field. Final payment pending back-pay to employees based on Davis-Bacon requirements. Final payment will be disbursed during PY18, but work was completed in PY17. | |



U.S. Department of Housing and Urban Development
 Office of Community Planning and Development
 Integrated Disbursement and Information System
 CDBG Activity Summary Report (GPR) for Program Year 2017
 MERIDIAN

Date: 29-Nov-2018
 Time: 14:15
 Page: 6

PGM Year: 2015
Project: 0003 - Public Facilities / Infrastructure
IDIS Activity: 75 - LMI Streetlights

Status: Completed 6/8/2018 12:00:00 AM
Location: 33 E Broadway Ave Meridian, ID 83642-2619
Objective: Create suitable living environments
Outcome: Sustainability
Matrix Code: Other Public Improvements Not Listed in 03A-03S (03Z) **National Objective:** LMA

Initial Funding Date: 12/13/2016

Description:

This project will install streetlights in the LMI area to increase the quality of life for the low-income residents. This will provide safety, security and enhance safe routes to school programs for a portion of the City that has been determined to be in need.

Financing

| | Fund Type | Grant Year | Grant | Funded Amount | Drawn In Program Year | Drawn Thru Program Year |
|--------------|--------------|------------|-------------|---------------------|-----------------------|-------------------------|
| CDBG | EN | Pre-2015 | | \$99,875.14 | \$0.00 | \$0.00 |
| | | 2014 | B14MC160006 | | \$86,744.14 | \$99,875.14 |
| | | 2015 | B15MC160006 | \$50,124.86 | \$22,831.11 | \$50,124.86 |
| | | 2016 | B16MC160006 | \$32,507.23 | \$32,507.23 | \$32,507.23 |
| Total | Total | | | \$182,507.23 | \$142,082.48 | \$182,507.23 |

Proposed Accomplishments

Public Facilities : 16
 Total Population in Service Area: 5,155
 Census Tract Percent Low / Mod: 37.73

Annual Accomplishments

| Years | Accomplishment Narrative | # Benefitting |
|-------|---|---------------|
| 2014 | Project listed at PY2015 project to be funded consequently. | |
| 2015 | Design consultants explored but nothing put under contract and no accomplishments. | |
| 2016 | Design firm under contract. Designs put out to bid for construction. To be monitored and completed in PY17. | |
| 2017 | Design and construction of streetlights completed. | |



U.S. Department of Housing and Urban Development
 Office of Community Planning and Development
 Integrated Disbursement and Information System
 CDBG Activity Summary Report (GPR) for Program Year 2017
 MERIDIAN

Date: 29-Nov-2018
 Time: 14:15
 Page: 7

PGM Year: 2016
Project: 0001 - Administration
IDIS Activity: 76 - Administration

Status: Completed 12/14/2017 12:00:00 AM
 Location: ,
 Objective:
 Outcome:
 Matrix Code: General Program Administration (21A) National Objective:

Initial Funding Date: 01/19/2017

Description:

This activity is the direct program administration, including fair housing and consolidated planning activities.

Financing


| | Fund Type | Grant Year | Grant | Funded Amount | Drawn In Program Year | Drawn Thru Program Year |
|--------------|--------------|------------|-------------|--------------------|-----------------------|-------------------------|
| CDBG | EN | Pre-2015 | | \$2,174.88 | \$0.00 | \$0.00 |
| | | 2014 | B14MC160006 | | \$0.00 | \$2,174.88 |
| | | 2015 | B15MC160006 | \$7,825.12 | \$0.00 | \$7,825.12 |
| | | 2016 | B16MC160006 | \$6,339.78 | \$0.00 | \$6,339.78 |
| Total | Total | | | \$16,339.78 | \$0.00 | \$16,339.78 |

Proposed Accomplishments

Actual Accomplishments

Number assisted:

| | Owner | | Renter | | Total | | Person | |
|--|----------|----------|----------|----------|----------|----------|----------|----------|
| | Total | Hispanic | Total | Hispanic | Total | Hispanic | Total | Hispanic |
| White: | | | | | 0 | 0 | | |
| Black/African American: | | | | | 0 | 0 | | |
| Asian: | | | | | 0 | 0 | | |
| American Indian/Alaskan Native: | | | | | 0 | 0 | | |
| Native Hawaiian/Other Pacific Islander: | | | | | 0 | 0 | | |
| American Indian/Alaskan Native & White: | | | | | 0 | 0 | | |
| Asian White: | | | | | 0 | 0 | | |
| Black/African American & White: | | | | | 0 | 0 | | |
| American Indian/Alaskan Native & Black/African American: | | | | | 0 | 0 | | |
| Other multi-racial: | | | | | 0 | 0 | | |
| Asian/Pacific Islander: | | | | | 0 | 0 | | |
| Hispanic: | | | | | 0 | 0 | | |
| Total: | 0 | 0 | 0 | 0 | 0 | 0 | 0 | 0 |



U.S. Department of Housing and Urban Development
Office of Community Planning and Development
Integrated Disbursement and Information System
CDBG Activity Summary Report (GPR) for Program Year 2017
MERIDIAN

Date: 29-Nov-2018
Time: 14:15
Page: 8

Female-headed Households:

0

Income Category:

| | Owner | Renter | Total | Person |
|------------------|-------|--------|-------|--------|
| Extremely Low | | | 0 | |
| Low Mod | | | 0 | |
| Moderate | | | 0 | |
| Non Low Moderate | | | 0 | |
| Total | 0 | 0 | 0 | 0 |
| Percent Low/Mod | | | | |

Annual Accomplishments

No data returned for this view. This might be because the applied filter excludes all data.



U.S. Department of Housing and Urban Development
 Office of Community Planning and Development
 Integrated Disbursement and Information System
 CDBG Activity Summary Report (GPR) for Program Year 2017
 MERIDIAN

Date: 29-Nov-2018
 Time: 14:15
 Page: 9

PGM Year: 2016
Project: 0002 - Public Services
IDIS Activity: 78 - Boys & Girls Club Scholarship Program

Status: Completed 1/4/2018 12:00:00 AM
 Location: 911 N Meridian Rd Meridian, ID 83642-2241
 Objective: Create suitable living environments
 Outcome: Availability/accessibility
 Matrix Code: Child Care Services (05L)
 National Objective: LMC

Initial Funding Date: 02/03/2017

Description:

This activity will provide scholarship funds to low-moderate income participants in the Boys & Girls Club Fee-based programs.

Financing

| | Fund Type | Grant Year | Grant | Funded Amount | Drawn In Program Year | Drawn Thru Program Year |
|--------------|--------------|------------|-------------|-------------------|-----------------------|-------------------------|
| CDBG | EN | 2015 | B15MC160006 | \$9,545.83 | \$7,485.83 | \$9,545.83 |
| Total | Total | | | \$9,545.83 | \$7,485.83 | \$9,545.83 |


Proposed Accomplishments

People (General) : 40

Actual Accomplishments

Number assisted:

| | Owner | | Renter | | Total | | Person | |
|--|----------|----------|----------|----------|----------|----------|-----------|----------|
| | Total | Hispanic | Total | Hispanic | Total | Hispanic | Total | Hispanic |
| White: | 0 | 0 | 0 | 0 | 0 | 0 | 21 | 5 |
| Black/African American: | 0 | 0 | 0 | 0 | 0 | 0 | 1 | 0 |
| Asian: | 0 | 0 | 0 | 0 | 0 | 0 | 0 | 0 |
| American Indian/Alaskan Native: | 0 | 0 | 0 | 0 | 0 | 0 | 0 | 0 |
| Native Hawaiian/Other Pacific Islander: | 0 | 0 | 0 | 0 | 0 | 0 | 0 | 0 |
| American Indian/Alaskan Native & White: | 0 | 0 | 0 | 0 | 0 | 0 | 0 | 0 |
| Asian White: | 0 | 0 | 0 | 0 | 0 | 0 | 0 | 0 |
| Black/African American & White: | 0 | 0 | 0 | 0 | 0 | 0 | 0 | 0 |
| American Indian/Alaskan Native & Black/African American: | 0 | 0 | 0 | 0 | 0 | 0 | 0 | 0 |
| Other multi-racial: | 0 | 0 | 0 | 0 | 0 | 0 | 0 | 0 |
| Asian/Pacific Islander: | 0 | 0 | 0 | 0 | 0 | 0 | 0 | 0 |
| Hispanic: | 0 | 0 | 0 | 0 | 0 | 0 | 0 | 0 |
| Total: | 0 | 0 | 0 | 0 | 0 | 0 | 22 | 5 |
| Female-headed Households: | 0 | | 0 | | 0 | | | |



U.S. Department of Housing and Urban Development
Office of Community Planning and Development
Integrated Disbursement and Information System
CDBG Activity Summary Report (GPR) for Program Year 2017
MERIDIAN

Date: 28-Feb-2019
Time: 16:46
Page: 10

Income Category:

| | Owner | Renter | Total | Person |
|------------------|--------------|---------------|--------------|---------------|
| Extremely Low | 0 | 0 | 0 | 13 |
| Low Mod | 0 | 0 | 0 | 5 |
| Moderate | 0 | 0 | 0 | 3 |
| Non Low Moderate | 0 | 0 | 0 | 1 |
| Total | 0 | 0 | 0 | 22 |
| Percent Low/Mod | | | | 95.5% |

Annual Accomplishments

| Years | Accomplishment Narrative | # Benefitting |
|--------------|--|----------------------|
| 2016 | Provide low-to-moderate income youth with scholarships to participate in Boys& Girls Clubs programs. | |
| 2017 | Provide low-to-moderate income youth with scholarships to participate in Boys& Girls Clubs programs for summer programs, before and after school programs, as well as programs during school breaks. Many children were assisted with multiple programs throughout the year. | |



U.S. Department of Housing and Urban Development
 Office of Community Planning and Development
 Integrated Disbursement and Information System
 CDBG Activity Summary Report (GPR) for Program Year 2017
 MERIDIAN

Date: 29-Nov-2018
 Time: 14:15
 Page: 11

PGM Year: 2016
Project: 0004 - Housing
IDIS Activity: 79 - ACHA Homebuyer Assistance

Status: Completed 10/20/2017 12:00:00 AM
Location: 1276 W River St Ste 300 Boise, ID 83702-7085

Objective: Provide decent affordable housing
Outcome: Affordability
Matrix Code: Direct Homeownership Assistance (13)

National Objective: LMH

Initial Funding Date: 02/03/2017

Description:

This activity will support homebuyer assistance for low-moderate income families.

Financing

| | Fund Type | Grant Year | Grant | Funded Amount | Drawn In Program Year | Drawn Thru Program Year |
|--------------|--------------|------------|-------------|--------------------|-----------------------|-------------------------|
| CDBG | EN | Pre-2015 | | \$9,560.44 | \$0.00 | \$0.00 |
| | | 2014 | B14MC160006 | | \$0.00 | \$9,560.44 |
| | | 2015 | B15MC160006 | \$14,317.94 | \$0.00 | \$14,317.94 |
| | | 2016 | B16MC160006 | \$11,121.62 | \$0.00 | \$11,121.62 |
| Total | Total | | | \$35,000.00 | \$0.00 | \$35,000.00 |

Proposed Accomplishments

Households (General) : 3

Actual Accomplishments

Number assisted:

| | Owner | | Renter | | Total | | Person | |
|--|-------|----------|--------|----------|-------|----------|--------|----------|
| | Total | Hispanic | Total | Hispanic | Total | Hispanic | Total | Hispanic |
| White: | 2 | 0 | 0 | 0 | 2 | 0 | 0 | 0 |
| Black/African American: | 0 | 0 | 0 | 0 | 0 | 0 | 0 | 0 |
| Asian: | 0 | 0 | 0 | 0 | 0 | 0 | 0 | 0 |
| American Indian/Alaskan Native: | 0 | 0 | 0 | 0 | 0 | 0 | 0 | 0 |
| Native Hawaiian/Other Pacific Islander: | 0 | 0 | 0 | 0 | 0 | 0 | 0 | 0 |
| American Indian/Alaskan Native & White: | 0 | 0 | 0 | 0 | 0 | 0 | 0 | 0 |
| Asian White: | 0 | 0 | 0 | 0 | 0 | 0 | 0 | 0 |
| Black/African American & White: | 0 | 0 | 0 | 0 | 0 | 0 | 0 | 0 |
| American Indian/Alaskan Native & Black/African American: | 0 | 0 | 0 | 0 | 0 | 0 | 0 | 0 |
| Other multi-racial: | 0 | 0 | 0 | 0 | 0 | 0 | 0 | 0 |
| Asian/Pacific Islander: | 0 | 0 | 0 | 0 | 0 | 0 | 0 | 0 |
| Hispanic: | 0 | 0 | 0 | 0 | 0 | 0 | 0 | 0 |



U.S. Department of Housing and Urban Development
 Office of Community Planning and Development
 Integrated Disbursement and Information System
 CDBG Activity Summary Report (GPR) for Program Year 2017
 MERIDIAN


Date: 29-Nov-2018
 Time: 14:15
 Page: 12

| | | | | | | | | | |
|---------------------------|--------------|---------------|--------------|---------------|---|---|---|---|---|
| Total: | | | | | | | | | |
| | 2 | 0 | 0 | 0 | 2 | 0 | 0 | 0 | 0 |
| Female-headed Households: | 0 | | 0 | | 0 | | | | |
| <i>Income Category:</i> | | | | | | | | | |
| | Owner | Renter | Total | Person | | | | | |
| Extremely Low | 0 | 0 | 0 | 0 | | | | | |
| Low Mod | 1 | 0 | 1 | 0 | | | | | |
| Moderate | 1 | 0 | 1 | 0 | | | | | |
| Non Low Moderate | 0 | 0 | 0 | 0 | | | | | |
| Total | 2 | 0 | 2 | 0 | | | | | |
| Percent Low/Mod | 100.0% | | 100.0% | | | | | | |

Annual Accomplishments

| Years | Accomplishment Narrative | # Benefitting |
|-------|---|---------------|
| 2014 | Funds from PY14 transferred to this activity. No draws or accomplishments during PY14. | |
| 2015 | Funds from PY15 transferred to this activity. No draws or accomplishments during PY15. | |
| 2016 | Served two families with home down payment and closing cost assistance. Both families have 5 individuals in it. | |

For IDIS Activity 79, a total of two (2) families received homeownership assistance for the entire award. The voucher request was initiated in IDIS on 9/26/17 and the accomplishments reported for PY16. However, the request was not finalized until 10/18/17, so it shows as an expense for PY17. There is no additional accomplishment data for PY17.



U.S. Department of Housing and Urban Development
 Office of Community Planning and Development
 Integrated Disbursement and Information System
 CDBG Activity Summary Report (GPR) for Program Year 2017
 MERIDIAN

Date: 29-Nov-2018
 Time: 14:15
 Page: 13

PGM Year: 2016
Project: 0004 - Housing
IDIS Activity: 80 - NeighborWorks Boise

Status: Completed 7/13/2018 12:00:00 AM
 Location: 3380 W Americana Ter Boise, ID 83706-2500
 Objective: Provide decent affordable housing
 Outcome: Affordability
 Matrix Code: Homeownership Assistance-excluding Housing Counseling under 24 CFR 5.100 (13B)
 National Objective: LMH

Initial Funding Date: 02/03/2017

Description:

This activity will provide homebuyer assistance to low-moderate income families.

Financing

| | Fund Type | Grant Year | Grant | Funded Amount | Drawn In Program Year | Drawn Thru Program Year |
|--------------|--------------|------------|-------------|--------------------|-----------------------|-------------------------|
| CDBG | EN | 2016 | B16MC160006 | \$30,000.00 | \$30,000.00 | \$30,000.00 |
| Total | Total | | | \$30,000.00 | \$30,000.00 | \$30,000.00 |

Proposed Accomplishments

Households (General) : 2

Actual Accomplishments

Number assisted:

| | Owner | | Renter | | Total | | Person | |
|--|----------|----------|----------|----------|----------|----------|----------|----------|
| | Total | Hispanic | Total | Hispanic | Total | Hispanic | Total | Hispanic |
| White: | 1 | 0 | 0 | 0 | 1 | 0 | 0 | 0 |
| Black/African American: | 1 | 0 | 0 | 0 | 1 | 0 | 0 | 0 |
| Asian: | 0 | 0 | 0 | 0 | 0 | 0 | 0 | 0 |
| American Indian/Alaskan Native: | 0 | 0 | 0 | 0 | 0 | 0 | 0 | 0 |
| Native Hawaiian/Other Pacific Islander: | 0 | 0 | 0 | 0 | 0 | 0 | 0 | 0 |
| American Indian/Alaskan Native & White: | 0 | 0 | 0 | 0 | 0 | 0 | 0 | 0 |
| Asian White: | 0 | 0 | 0 | 0 | 0 | 0 | 0 | 0 |
| Black/African American & White: | 0 | 0 | 0 | 0 | 0 | 0 | 0 | 0 |
| American Indian/Alaskan Native & Black/African American: | 0 | 0 | 0 | 0 | 0 | 0 | 0 | 0 |
| Other multi-racial: | 0 | 0 | 0 | 0 | 0 | 0 | 0 | 0 |
| Asian/Pacific Islander: | 0 | 0 | 0 | 0 | 0 | 0 | 0 | 0 |
| Hispanic: | 0 | 0 | 0 | 0 | 0 | 0 | 0 | 0 |
| Total: | 2 | 0 | 0 | 0 | 2 | 0 | 0 | 0 |
| Female-headed Households: | 0 | | 0 | | 0 | | | |



U.S. Department of Housing and Urban Development
Office of Community Planning and Development
Integrated Disbursement and Information System
CDBG Activity Summary Report (GPR) for Program Year 2017
MERIDIAN

Date: 29-Nov-2018
Time: 14:15
Page: 14

Income Category:

| | Owner | Renter | Total | Person |
|------------------|--------------|---------------|--------------|---------------|
| Extremely Low | 0 | 0 | 0 | 0 |
| Low Mod | 1 | 0 | 1 | 0 |
| Moderate | 1 | 0 | 1 | 0 |
| Non Low Moderate | 0 | 0 | 0 | 0 |
| Total | 2 | 0 | 2 | 0 |
| Percent Low/Mod | 100.0% | | 100.0% | |

Annual Accomplishments

| Years | Accomplishment Narrative | # Benefiting |
|--------------|---|---------------------|
| 2016 | No draw downs or accomplishments. Subrecipient had programmatic shifts that caused difficulties in using funding during PY16. The remaining activity budget is planned to be spent down during PY17. | |
| 2017 | Two families have been assisted in purchasing homes in Meridian through NeighborWorks Boise's program. CDBG funds from Meridian have been used to supplement the costs of down payment and closing costs. The first family is a family of eight. | |



U.S. Department of Housing and Urban Development
 Office of Community Planning and Development
 Integrated Disbursement and Information System
 CDBG Activity Summary Report (GPR) for Program Year 2017
 MERIDIAN

Date: 29-Nov-2018
 Time: 14:15
 Page: 15

PGM Year: 2016
Project: 0002 - Public Services
IDIS Activity: 81 - Jesse Tree of Idaho

Status: Completed 3/12/2018 12:00:00 AM
Location: 1121 W Miller St Boise, ID 83702-6920
Objective: Provide decent affordable housing
Outcome: Availability/accessibility
Matrix Code: Subsistence Payment (05Q) **National Objective:** LMC

Initial Funding Date: 02/03/2017

Description:

This activity will provide rental assistance to qualified applicants.

Financing

| | Fund Type | Grant Year | Grant | Funded Amount | Drawn In Program Year | Drawn Thru Program Year |
|--------------|--------------|------------|-------------|-------------------|-----------------------|-------------------------|
| CDBG | EN | 2016 | B16MC160006 | \$7,000.00 | \$3,762.00 | \$7,000.00 |
| Total | Total | | | \$7,000.00 | \$3,762.00 | \$7,000.00 |


Proposed Accomplishments

People (General) : 12

Actual Accomplishments

Number assisted:

| | Owner | | Renter | | Total | | Person | |
|--|----------|----------|----------|----------|----------|----------|-----------|----------|
| | Total | Hispanic | Total | Hispanic | Total | Hispanic | Total | Hispanic |
| White: | 0 | 0 | 0 | 0 | 0 | 0 | 14 | 2 |
| Black/African American: | 0 | 0 | 0 | 0 | 0 | 0 | 1 | 0 |
| Asian: | 0 | 0 | 0 | 0 | 0 | 0 | 0 | 0 |
| American Indian/Alaskan Native: | 0 | 0 | 0 | 0 | 0 | 0 | 0 | 0 |
| Native Hawaiian/Other Pacific Islander: | 0 | 0 | 0 | 0 | 0 | 0 | 0 | 0 |
| American Indian/Alaskan Native & White: | 0 | 0 | 0 | 0 | 0 | 0 | 0 | 0 |
| Asian White: | 0 | 0 | 0 | 0 | 0 | 0 | 0 | 0 |
| Black/African American & White: | 0 | 0 | 0 | 0 | 0 | 0 | 9 | 0 |
| American Indian/Alaskan Native & Black/African American: | 0 | 0 | 0 | 0 | 0 | 0 | 0 | 0 |
| Other multi-racial: | 0 | 0 | 0 | 0 | 0 | 0 | 0 | 0 |
| Asian/Pacific Islander: | 0 | 0 | 0 | 0 | 0 | 0 | 0 | 0 |
| Hispanic: | 0 | 0 | 0 | 0 | 0 | 0 | 0 | 0 |
| Total: | 0 | 0 | 0 | 0 | 0 | 0 | 24 | 2 |
| Female-headed Households: | 0 | | 0 | | 0 | | | |



U.S. Department of Housing and Urban Development
Office of Community Planning and Development
Integrated Disbursement and Information System
CDBG Activity Summary Report (GPR) for Program Year 2017
MERIDIAN


Date: 29-Nov-2018
Time: 14:15
Page: 16

Income Category:

| | Owner | Renter | Total | Person |
|------------------|--------------|---------------|--------------|---------------|
| Extremely Low | 0 | 0 | 0 | 2 |
| Low Mod | 0 | 0 | 0 | 9 |
| Moderate | 0 | 0 | 0 | 6 |
| Non Low Moderate | 0 | 0 | 0 | 0 |
| Total | 0 | 0 | 0 | 17 |
| Percent Low/Mod | | | | 100.0% |

Annual Accomplishments

| Years | Accomplishment Narrative | # Benefiting |
|--------------|---|---------------------|
| 2016 | Jesse Tree provides one-time emergency rental assistance to prevent homelessness for eligible Meridian residents. | |
| 2017 | Jesse Tree provides one-time emergency rental assistance to prevent homelessness for eligible Meridian residents. | |



U.S. Department of Housing and Urban Development
 Office of Community Planning and Development
 Integrated Disbursement and Information System
 CDBG Activity Summary Report (GPR) for Program Year 2017
 MERIDIAN

Date: 29-Nov-2018
 Time: 14:15
 Page: 17

PGM Year: 2016
Project: 0003 - Public Facilities / Infrastructure
IDIS Activity: 82 - LMI Streetlights

Status: Completed 11/20/2018 5:15:25 PM
Location: 33 E Broadway Ave Meridian, ID 83642-2619
Objective: Create suitable living environments
Outcome: Sustainability
Matrix Code: Street Improvements (03K) **National Objective:** LMA

Initial Funding Date: 04/04/2017

Description:

This project will install streetlights in the LMI area to increase the quality of life for the low-income residents. This will provide safety, security and enhance safe routes to school programs for a portion of the City that has been determined to be in need.

Financing

| | Fund Type | Grant Year | Grant | Funded Amount | Drawn In Program Year | Drawn Thru Program Year |
|--------------|--------------|------------|-------------|--------------------|-----------------------|-------------------------|
| CDBG | EN | 2016 | B16MC160006 | \$94,599.78 | \$90,837.14 | \$90,837.14 |
| | | 2017 | B17MC160006 | \$58.00 | \$58.00 | \$58.00 |
| Total | Total | | | \$94,657.78 | \$90,895.14 | \$90,895.14 |

Proposed Accomplishments

People (General) : 16
 Total Population in Service Area: 6,960
 Census Tract Percent Low / Mod: 49.57

Annual Accomplishments

| Years | Accomplishment Narrative | # Benefiting |
|-------|---|--------------|
| 2016 | Due to congested construction and consulting markets, there was difficulty in finding partners to work on this project during Py16. IN addition, the City had spent much of PY15 working on the PY15 Streetlights project (IDIS Activity ID 75) before working on this project. This activity will be under contract and completed during Py17. | |
| 2017 | Installed 14 streetlights to improve safety for residents and those utilizing these pathways. | |



U.S. Department of Housing and Urban Development
 Office of Community Planning and Development
 Integrated Disbursement and Information System
 CDBG Activity Summary Report (GPR) for Program Year 2017
 MERIDIAN

Date: 29-Nov-2018
 Time: 14:15
 Page: 18

PGM Year: 2016
Project: 0003 - Public Facilities / Infrastructure
IDIS Activity: 83 - MDC Sidewalks Design

Status: Open
Location: 33 E Broadway Ave Meridian, ID 83642-2619
Objective: Create suitable living environments
Outcome: Availability/accessibility
Matrix Code: Sidewalks (03L) **National Objective:** LMA

Initial Funding Date: 05/08/2017

Description:
 Meridian Development Corporation will work to design and construction new sidewalks in an LMI area of Meridian.

Financing

| | Fund Type | Grant Year | Grant | Funded Amount | Drawn In Program Year | Drawn Thru Program Year |
|--------------|--------------|------------|-------------|--------------------|-----------------------|-------------------------|
| CDBG | EN | 2016 | B16MC160006 | \$54,208.66 | \$21,543.03 | \$54,208.66 |
| Total | Total | | | \$54,208.66 | \$21,543.03 | \$54,208.66 |

Proposed Accomplishments

Public Facilities : 5
 Total Population in Service Area: 1,995
 Census Tract Percent Low / Mod: 50.88

Annual Accomplishments

| Years | Accomplishment Narrative | # Benefiting |
|-------|--|--------------|
| 2016 | This project is for design, in Q\$ of Py16, this activity was put under contract with an engineering design firm with the designs to be finalized and constructed during PY17. | |
| 2017 | Design complete. MDC has gone out to bid twice, but has not received a proposal within the approved amount. MDC will be going out to bid again in December and will recruit additional contractors to apply. Construction is anticipated to begin in PY18. | |



U.S. Department of Housing and Urban Development
 Office of Community Planning and Development
 Integrated Disbursement and Information System
 CDBG Activity Summary Report (GPR) for Program Year 2017
 MERIDIAN

Date: 29-Nov-2018
 Time: 14:15
 Page: 19

PGM Year: 2017
Project: 0001 - Administration
IDIS Activity: 84 - Administration PY17

Status: Open
Location: ,
Objective:
Outcome:
Matrix Code: General Program Administration (21A) **National Objective:**

Initial Funding Date: 12/22/2017

Description:

Activities associated with the administration of the CDBG program in PY2017

Financing

| | Fund Type | Grant Year | Grant | Funded Amount | Drawn In Program Year | Drawn Thru Program Year |
|--------------|--------------|------------|-------------|--------------------|-----------------------|-------------------------|
| CDBG | EN | 2017 | B17MC160006 | \$59,826.00 | \$46,168.52 | \$46,168.52 |
| Total | Total | | | \$59,826.00 | \$46,168.52 | \$46,168.52 |

Proposed Accomplishments


Actual Accomplishments

Number assisted:

| | Owner | | Renter | | Total | | Person | |
|--|----------|----------|----------|----------|----------|----------|----------|----------|
| | Total | Hispanic | Total | Hispanic | Total | Hispanic | Total | Hispanic |
| White: | | | | | 0 | 0 | | |
| Black/African American: | | | | | 0 | 0 | | |
| Asian: | | | | | 0 | 0 | | |
| American Indian/Alaskan Native: | | | | | 0 | 0 | | |
| Native Hawaiian/Other Pacific Islander: | | | | | 0 | 0 | | |
| American Indian/Alaskan Native & White: | | | | | 0 | 0 | | |
| Asian White: | | | | | 0 | 0 | | |
| Black/African American & White: | | | | | 0 | 0 | | |
| American Indian/Alaskan Native & Black/African American: | | | | | 0 | 0 | | |
| Other multi-racial: | | | | | 0 | 0 | | |
| Asian/Pacific Islander: | | | | | 0 | 0 | | |
| Hispanic: | | | | | 0 | 0 | | |
| Total: | 0 | 0 | 0 | 0 | 0 | 0 | 0 | 0 |
| Female-headed Households: | | | | | 0 | | | |

Income Category:

Owner Renter Total Person




U.S. Department of Housing and Urban Development
Office of Community Planning and Development
Integrated Disbursement and Information System
CDBG Activity Summary Report (GPR) for Program Year 2017
MERIDIAN

Date: 29-Nov-2018
Time: 14:15
Page: 20

| | | | | |
|------------------|---|---|---|---|
| Extremely Low | | | 0 | |
| Low Mod | | | 0 | |
| Moderate | | | 0 | |
| Non Low Moderate | | | 0 | |
| Total | 0 | 0 | 0 | 0 |
| Percent Low/Mod | | | | |

Annual Accomplishments

No data returned for this view. This might be because the applied filter excludes all data.



U.S. Department of Housing and Urban Development
 Office of Community Planning and Development
 Integrated Disbursement and Information System
 CDBG Activity Summary Report (GPR) for Program Year 2017
 MERIDIAN

Date: 29-Nov-2018
 Time: 14:15
 Page: 21

PGM Year: 2017
Project: 0002 - Sidewalks Construction/Improvements
IDIS Activity: 85 - MDC Sidewalk Construction

Status: Open
Location: E Carlton Ave Meridian, ID 83642
Objective: Create suitable living environments
Outcome: Availability/accessibility
Matrix Code: Sidewalks (03L) **National Objective:** LMA

Initial Funding Date: 12/22/2017

Description:

Construction of sidewalk segments in LMI area of Meridian.
 Associated with design activities in Activity number 83.

Financing


| | Fund Type | Grant Year | Grant | Funded Amount | Drawn In Program Year | Drawn Thru Program Year |
|--------------|--------------|------------|-------------|---------------------|-----------------------|-------------------------|
| CDBG | EN | 2015 | B15MC160006 | \$454.17 | \$0.00 | \$0.00 |
| | | 2016 | B16MC160006 | \$34,685.94 | \$2,538.00 | \$2,538.00 |
| | | 2017 | B17MC160006 | \$147,055.00 | \$2,174.00 | \$2,174.00 |
| Total | Total | | | \$182,195.11 | \$4,712.00 | \$4,712.00 |

Proposed Accomplishments

Total Population in Service Area: 1,995
 Census Tract Percent Low / Mod: 50.88

Annual Accomplishments

| Years | Accomplishment Narrative | # Benefiting |
|-------|--|--------------|
| 2017 | This project is related to Activity #83, MDC Sidewalk Design. The sidewalk construction has been out for bid twice, but the only bids received have been well over budget. MDC will be putting out to bid again in December 2018 and will include the budgeted amount to encourage contractors to submit a reasonable bid. Construction is anticipated to begin in PY18. | |



U.S. Department of Housing and Urban Development
 Office of Community Planning and Development
 Integrated Disbursement and Information System
 CDBG Activity Summary Report (GPR) for Program Year 2017
 MERIDIAN

Date: 29-Nov-2018
 Time: 14:15
 Page: 22

PGM Year: 2017
Project: 0003 - Hunger Relief
IDIS Activity: 86 - Meridian Food Bank Hunger Relief

Status: Completed 11/26/2018 3:32:20 PM
Location: 133 W Broadway Ave Meridian, ID 83642-2522

Objective: Create economic opportunities
Outcome: Availability/accessibility
Matrix Code: Food Banks (05W)

National Objective: LMC

Initial Funding Date: 12/22/2017

Description:

Provide LMI residents in Meridian with food products and services through Meridian Food Bank's programs.

Financing

| | Fund Type | Grant Year | Grant | Funded Amount | Drawn In Program Year | Drawn Thru Program Year |
|--------------|--------------|------------|-------------|--------------------|-----------------------|-------------------------|
| CDBG | EN | 2017 | B17MC160006 | \$40,000.00 | \$40,000.00 | \$40,000.00 |
| Total | Total | | | \$40,000.00 | \$40,000.00 | \$40,000.00 |


Proposed Accomplishments

People (General) : 2,000

Actual Accomplishments

Number assisted:

| | Owner | | Renter | | Total | | Person | |
|--|----------|----------|----------|----------|----------|----------|--------------|------------|
| | Total | Hispanic | Total | Hispanic | Total | Hispanic | Total | Hispanic |
| White: | 0 | 0 | 0 | 0 | 0 | 0 | 2,735 | 885 |
| Black/African American: | 0 | 0 | 0 | 0 | 0 | 0 | 61 | 0 |
| Asian: | 0 | 0 | 0 | 0 | 0 | 0 | 108 | 0 |
| American Indian/Alaskan Native: | 0 | 0 | 0 | 0 | 0 | 0 | 57 | 0 |
| Native Hawaiian/Other Pacific Islander: | 0 | 0 | 0 | 0 | 0 | 0 | 35 | 0 |
| American Indian/Alaskan Native & White: | 0 | 0 | 0 | 0 | 0 | 0 | 57 | 0 |
| Asian White: | 0 | 0 | 0 | 0 | 0 | 0 | 21 | 0 |
| Black/African American & White: | 0 | 0 | 0 | 0 | 0 | 0 | 25 | 0 |
| American Indian/Alaskan Native & Black/African American: | 0 | 0 | 0 | 0 | 0 | 0 | 7 | 0 |
| Other multi-racial: | 0 | 0 | 0 | 0 | 0 | 0 | 871 | 0 |
| Asian/Pacific Islander: | 0 | 0 | 0 | 0 | 0 | 0 | 0 | 0 |
| Hispanic: | 0 | 0 | 0 | 0 | 0 | 0 | 0 | 0 |
| Total: | 0 | 0 | 0 | 0 | 0 | 0 | 3,977 | 885 |
| Female-headed Households: | 0 | | 0 | | 0 | | | |



U.S. Department of Housing and Urban Development
Office of Community Planning and Development
Integrated Disbursement and Information System
CDBG Activity Summary Report (GPR) for Program Year 2017
MERIDIAN

Date: 29-Nov-2018
Time: 14:15
Page: 23

Income Category:

| | Owner | Renter | Total | Person |
|------------------|--------------|---------------|--------------|---------------|
| Extremely Low | 0 | 0 | 0 | 2,730 |
| Low Mod | 0 | 0 | 0 | 1,005 |
| Moderate | 0 | 0 | 0 | 242 |
| Non Low Moderate | 0 | 0 | 0 | 0 |
| Total | 0 | 0 | 0 | 3,977 |
| Percent Low/Mod | | | | 100.0% |

Annual Accomplishments

| Years | Accomplishment Narrative | # Benefiting |
|--------------|---|---------------------|
| 2017 | The Meridian Food Bank provided food pantry services to 3,977 households during PY17. It is estimated that this provided food stability for 10,515 individuals. | |



U.S. Department of Housing and Urban Development
 Office of Community Planning and Development
 Integrated Disbursement and Information System
 CDBG Activity Summary Report (GPR) for Program Year 2017
 MERIDIAN

Date: 29-Nov-2018
 Time: 14:15
 Page: 24

PGM Year: 2017
Project: 0004 - Scholarship Program
IDIS Activity: 87 - Boys & Girls Club Scholarship Program

Status: Completed 11/26/2018 3:32:53 PM
Location: 911 N Meridian Rd Meridian, ID 83642-2241
Objective: Create economic opportunities
Outcome: Availability/accessibility
Matrix Code: Child Care Services (05L) **National Objective:** LMC

Initial Funding Date: 12/22/2017

Description:

Provide LMI families with scholarships allowing their children to utilize Boys & Girls Club's programs in Program Year 2017.

Financing

| | Fund Type | Grant Year | Grant | Funded Amount | Drawn In Program Year | Drawn Thru Program Year |
|--------------|--------------|------------|-------------|--------------------|-----------------------|-------------------------|
| CDBG | EN | 2017 | B17MC160006 | \$10,000.00 | \$10,000.00 | \$10,000.00 |
| Total | Total | | | \$10,000.00 | \$10,000.00 | \$10,000.00 |

Proposed Accomplishments

People (General) : 10

Actual Accomplishments

Number assisted:

| | Owner | | Renter | | Total | | Person | |
|--|----------|----------|----------|----------|----------|----------|-----------|----------|
| | Total | Hispanic | Total | Hispanic | Total | Hispanic | Total | Hispanic |
| White: | 0 | 0 | 0 | 0 | 0 | 0 | 12 | 2 |
| Black/African American: | 0 | 0 | 0 | 0 | 0 | 0 | 1 | 0 |
| Asian: | 0 | 0 | 0 | 0 | 0 | 0 | 0 | 0 |
| American Indian/Alaskan Native: | 0 | 0 | 0 | 0 | 0 | 0 | 0 | 0 |
| Native Hawaiian/Other Pacific Islander: | 0 | 0 | 0 | 0 | 0 | 0 | 0 | 0 |
| American Indian/Alaskan Native & White: | 0 | 0 | 0 | 0 | 0 | 0 | 0 | 0 |
| Asian White: | 0 | 0 | 0 | 0 | 0 | 0 | 0 | 0 |
| Black/African American & White: | 0 | 0 | 0 | 0 | 0 | 0 | 0 | 0 |
| American Indian/Alaskan Native & Black/African American: | 0 | 0 | 0 | 0 | 0 | 0 | 0 | 0 |
| Other multi-racial: | 0 | 0 | 0 | 0 | 0 | 0 | 3 | 0 |
| Asian/Pacific Islander: | 0 | 0 | 0 | 0 | 0 | 0 | 0 | 0 |
| Hispanic: | 0 | 0 | 0 | 0 | 0 | 0 | 0 | 0 |
| Total: | 0 | 0 | 0 | 0 | 0 | 0 | 16 | 2 |
| Female-headed Households: | 0 | | 0 | | 0 | | | |



U.S. Department of Housing and Urban Development
Office of Community Planning and Development
Integrated Disbursement and Information System
CDBG Activity Summary Report (GPR) for Program Year 2017
MERIDIAN


Date: 29-Nov-2018
Time: 14:15
Page: 25

Income Category:

| | Owner | Renter | Total | Person |
|------------------|--------------|---------------|--------------|---------------|
| Extremely Low | 0 | 0 | 0 | 8 |
| Low Mod | 0 | 0 | 0 | 7 |
| Moderate | 0 | 0 | 0 | 1 |
| Non Low Moderate | 0 | 0 | 0 | 0 |
| Total | 0 | 0 | 0 | 16 |
| Percent Low/Mod | | | | 100.0% |

Annual Accomplishments

| Years | Accomplishment Narrative | # Benefitting |
|--------------|--|----------------------|
| 2017 | The Meridian Club was able to provide scholarships to twenty-eight (28) youth in 16 different households. Four (4) of the children assisted are homeless youth. Without the support of the Boys & Girls Club the youth would in in an unsafe or under-supervised situation during out-of-school time when parents must be at work. | |



U.S. Department of Housing and Urban Development
 Office of Community Planning and Development
 Integrated Disbursement and Information System
 CDBG Activity Summary Report (GPR) for Program Year 2017
 MERIDIAN

Date: 29-Nov-2018
 Time: 14:15
 Page: 26

PGM Year: 2017
Project: 0005 - Homeless Prevention
IDIS Activity: 88 - Jesse Tree Emergency Rental Assistance

Status: Completed 11/26/2018 12:19:14 PM
Location: 1121 W Miller St Boise, ID 83702-6920
Objective: Create suitable living environments
Outcome: Affordability
Matrix Code: Subsistence Payment (05Q) **National Objective:** LMC

Initial Funding Date: 12/22/2017

Description:

Provide funding to Jesse Tree to prevent homelessness among Meridian residents through the use of emergency rental subsistence payments during Program Year 2017.

Financing

| | Fund Type | Grant Year | Grant | Funded Amount | Drawn In Program Year | Drawn Thru Program Year |
|--------------|--------------|------------|-------------|-------------------|-----------------------|-------------------------|
| CDBG | EN | 2017 | B17MC160006 | \$2,192.00 | \$2,192.00 | \$2,192.00 |
| Total | Total | | | \$2,192.00 | \$2,192.00 | \$2,192.00 |

Proposed Accomplishments

People (General) : 3

Actual Accomplishments

Number assisted:

| | Owner | | Renter | | Total | | Person | |
|--|----------|----------|----------|----------|----------|----------|----------|----------|
| | Total | Hispanic | Total | Hispanic | Total | Hispanic | Total | Hispanic |
| White: | 0 | 0 | 0 | 0 | 0 | 0 | 3 | 1 |
| Black/African American: | 0 | 0 | 0 | 0 | 0 | 0 | 0 | 0 |
| Asian: | 0 | 0 | 0 | 0 | 0 | 0 | 0 | 0 |
| American Indian/Alaskan Native: | 0 | 0 | 0 | 0 | 0 | 0 | 1 | 0 |
| Native Hawaiian/Other Pacific Islander: | 0 | 0 | 0 | 0 | 0 | 0 | 0 | 0 |
| American Indian/Alaskan Native & White: | 0 | 0 | 0 | 0 | 0 | 0 | 0 | 0 |
| Asian White: | 0 | 0 | 0 | 0 | 0 | 0 | 0 | 0 |
| Black/African American & White: | 0 | 0 | 0 | 0 | 0 | 0 | 0 | 0 |
| American Indian/Alaskan Native & Black/African American: | 0 | 0 | 0 | 0 | 0 | 0 | 0 | 0 |
| Other multi-racial: | 0 | 0 | 0 | 0 | 0 | 0 | 0 | 0 |
| Asian/Pacific Islander: | 0 | 0 | 0 | 0 | 0 | 0 | 0 | 0 |
| Hispanic: | 0 | 0 | 0 | 0 | 0 | 0 | 0 | 0 |
| Total: | 0 | 0 | 0 | 0 | 0 | 0 | 4 | 1 |
| Female-headed Households: | 0 | | 0 | | 0 | | | |



U.S. Department of Housing and Urban Development
Office of Community Planning and Development
Integrated Disbursement and Information System
CDBG Activity Summary Report (GPR) for Program Year 2017
MERIDIAN


Date: 29-Nov-2018
Time: 14:15
Page: 27

Income Category:

| | Owner | Renter | Total | Person |
|------------------|--------------|---------------|--------------|---------------|
| Extremely Low | 0 | 0 | 0 | 0 |
| Low Mod | 0 | 0 | 0 | 1 |
| Moderate | 0 | 0 | 0 | 3 |
| Non Low Moderate | 0 | 0 | 0 | 0 |
| Total | 0 | 0 | 0 | 4 |
| Percent Low/Mod | | | | 100.0% |

Annual Accomplishments

| Years | Accomplishment Narrative | # Benefiting |
|--------------|---|---------------------|
| 2017 | Provided emergency rental assistance to meridian residents with an immediate risk of eviction and homelessness. | |



U.S. Department of Housing and Urban Development
 Office of Community Planning and Development
 Integrated Disbursement and Information System
 CDBG Activity Summary Report (GPR) for Program Year 2017
 MERIDIAN

Date: 29-Nov-2018
 Time: 14:15
 Page: 28

PGM Year: 2017
Project: 0006 - Homebuyers Assistance--Ada County HA
IDIS Activity: 89 - BCACHA Homebuyer Assistance

Status: Open
Location: 1276 W River St Ste 300 Boise, ID 83702-7085
Objective: Provide decent affordable housing
Outcome: Affordability
Matrix Code: Homeownership Assistance-excluding Housing Counseling under 24 CFR 5.100 (13B)
National Objective: LMH

Initial Funding Date: 12/22/2017

Description:

Provide funds to LMI homebuyers looking to buy a home in Meridian through Boise CityAda County Housing Authority's programs during Program Year 2017.

Financing

| | Fund Type | Grant Year | Grant | Funded Amount | Drawn In Program Year | Drawn Thru Program Year |
|--------------|--------------|------------|-------------|--------------------|-----------------------|-------------------------|
| CDBG | EN | 2016 | B16MC160006 | \$5,000.00 | \$5,000.00 | \$5,000.00 |
| | | 2017 | B17MC160006 | \$50,000.00 | \$35,000.00 | \$35,000.00 |
| Total | Total | | | \$55,000.00 | \$40,000.00 | \$40,000.00 |


Proposed Accomplishments

Households (General) : 4

Actual Accomplishments

Number assisted:

| | Owner | | Renter | | Total | | Person | |
|--|----------|----------|----------|----------|----------|----------|----------|----------|
| | Total | Hispanic | Total | Hispanic | Total | Hispanic | Total | Hispanic |
| White: | 4 | 0 | 0 | 0 | 4 | 0 | 0 | 0 |
| Black/African American: | 0 | 0 | 0 | 0 | 0 | 0 | 0 | 0 |
| Asian: | 0 | 0 | 0 | 0 | 0 | 0 | 0 | 0 |
| American Indian/Alaskan Native: | 0 | 0 | 0 | 0 | 0 | 0 | 0 | 0 |
| Native Hawaiian/Other Pacific Islander: | 0 | 0 | 0 | 0 | 0 | 0 | 0 | 0 |
| American Indian/Alaskan Native & White: | 0 | 0 | 0 | 0 | 0 | 0 | 0 | 0 |
| Asian White: | 0 | 0 | 0 | 0 | 0 | 0 | 0 | 0 |
| Black/African American & White: | 0 | 0 | 0 | 0 | 0 | 0 | 0 | 0 |
| American Indian/Alaskan Native & Black/African American: | 0 | 0 | 0 | 0 | 0 | 0 | 0 | 0 |
| Other multi-racial: | 0 | 0 | 0 | 0 | 0 | 0 | 0 | 0 |
| Asian/Pacific Islander: | 0 | 0 | 0 | 0 | 0 | 0 | 0 | 0 |
| Hispanic: | 0 | 0 | 0 | 0 | 0 | 0 | 0 | 0 |
| Total: | 4 | 0 | 0 | 0 | 4 | 0 | 0 | 0 |
| Female-headed Households: | 1 | | 0 | | 1 | | | |



U.S. Department of Housing and Urban Development
Office of Community Planning and Development
Integrated Disbursement and Information System
CDBG Activity Summary Report (GPR) for Program Year 2017
MERIDIAN


Date: 29-Nov-2018
Time: 14:15
Page: 29

Income Category:

| | Owner | Renter | Total | Person |
|------------------|--------------|---------------|--------------|---------------|
| Extremely Low | 0 | 0 | 0 | 0 |
| Low Mod | 0 | 0 | 0 | 0 |
| Moderate | 4 | 0 | 4 | 0 |
| Non Low Moderate | 0 | 0 | 0 | 0 |
| Total | 4 | 0 | 4 | 0 |
| Percent Low/Mod | 100.0% | | 100.0% | |

Annual Accomplishments

| Years | Accomplishment Narrative | # Benefiting |
|--------------|---|---------------------|
| 2017 | Assisted four (4) families to achieve homeownership. During PY17, BCACHA expended \$40,000 and the remaining \$15,000 is anticipated to be spent during PY18. | |



U.S. Department of Housing and Urban Development
 Office of Community Planning and Development
 Integrated Disbursement and Information System
 CDBG Activity Summary Report (GPR) for Program Year 2017
 MERIDIAN

Date: 29-Nov-2018
 Time: 14:15
 Page: 30

PGM Year: 2017
Project: 0007 - Homebuyers Assistance--Neighborworks Boise
IDIS Activity: 90 - NeighborWorks Boise Homebuyer Assistance

Status: Open
Location: 3380 W Americana Ter Boise, ID 83706-2500
Objective: Provide decent affordable housing
Outcome: Affordability
Matrix Code: Homeownership Assistance-excluding Housing Counseling under 24 CFR 5.100 (13B)
National Objective: LMH

Initial Funding Date: 12/22/2017

Description:

Provide LMI residents of Meridian with homebuyer assistance through NeighborWorks Boise's programs during Program Year 2017.

Financing

| | Fund Type | Grant Year | Grant | Funded Amount | Drawn In Program Year | Drawn Thru Program Year |
|--------------|--------------|------------|-------------|--------------------|-----------------------|-------------------------|
| CDBG | EN | 2017 | B17MC160006 | \$30,000.00 | \$10,000.00 | \$10,000.00 |
| Total | Total | | | \$30,000.00 | \$10,000.00 | \$10,000.00 |


Proposed Accomplishments

Households (General) : 3

Actual Accomplishments

Number assisted:

| | Owner | | Renter | | Total | | Person | |
|--|----------|----------|----------|----------|----------|----------|----------|----------|
| | Total | Hispanic | Total | Hispanic | Total | Hispanic | Total | Hispanic |
| White: | 1 | 0 | 0 | 0 | 1 | 0 | 0 | 0 |
| Black/African American: | 0 | 0 | 0 | 0 | 0 | 0 | 0 | 0 |
| Asian: | 0 | 0 | 0 | 0 | 0 | 0 | 0 | 0 |
| American Indian/Alaskan Native: | 0 | 0 | 0 | 0 | 0 | 0 | 0 | 0 |
| Native Hawaiian/Other Pacific Islander: | 0 | 0 | 0 | 0 | 0 | 0 | 0 | 0 |
| American Indian/Alaskan Native & White: | 0 | 0 | 0 | 0 | 0 | 0 | 0 | 0 |
| Asian White: | 0 | 0 | 0 | 0 | 0 | 0 | 0 | 0 |
| Black/African American & White: | 0 | 0 | 0 | 0 | 0 | 0 | 0 | 0 |
| American Indian/Alaskan Native & Black/African American: | 0 | 0 | 0 | 0 | 0 | 0 | 0 | 0 |
| Other multi-racial: | 0 | 0 | 0 | 0 | 0 | 0 | 0 | 0 |
| Asian/Pacific Islander: | 0 | 0 | 0 | 0 | 0 | 0 | 0 | 0 |
| Hispanic: | 0 | 0 | 0 | 0 | 0 | 0 | 0 | 0 |
| Total: | 1 | 0 | 0 | 0 | 1 | 0 | 0 | 0 |
| Female-headed Households: | 0 | | 0 | | 0 | | | |



U.S. Department of Housing and Urban Development
Office of Community Planning and Development
Integrated Disbursement and Information System
CDBG Activity Summary Report (GPR) for Program Year 2017
MERIDIAN


Date: 29-Nov-2018
Time: 14:15
Page: 31

Income Category:

| | Owner | Renter | Total | Person |
|------------------|--------------|---------------|--------------|---------------|
| Extremely Low | 0 | 0 | 0 | 0 |
| Low Mod | 0 | 0 | 0 | 0 |
| Moderate | 1 | 0 | 1 | 0 |
| Non Low Moderate | 0 | 0 | 0 | 0 |
| Total | 1 | 0 | 1 | 0 |
| Percent Low/Mod | 100.0% | | 100.0% | |

Annual Accomplishments

| Years | Accomplishment Narrative | # Benefiting |
|--------------|--|---------------------|
| 2017 | Assisted a family of four (4) purchase their first home in Meridian, Idaho. NeighborWorks expended \$10,000 during PY17 and is expected to spend the remaining \$20,000 during PY18. | |



U.S. Department of Housing and Urban Development
 Office of Community Planning and Development
 Integrated Disbursement and Information System
 CDBG Activity Summary Report (GPR) for Program Year 2017
 MERIDIAN

Date: 29-Nov-2018
 Time: 14:15
 Page: 32

PGM Year: 2017
Project: 0008 - Fair Housing Activities
IDIS Activity: 91 - Fair Housing Activities

Status: Open
Location: ,
Objective:
Outcome:
Matrix Code: Fair Housing Activities (subject to 20% Admin Cap) (21D) **National Objective:**

Initial Funding Date: 12/22/2017

Description:
 Affirmatively further fair housing through various activities during Program Year 2017.

Financing

| | Fund Type | Grant Year | Grant | Funded Amount | Drawn In Program Year | Drawn Thru Program Year |
|--------------|--------------|------------|-------------|--------------------|-----------------------|-------------------------|
| CDBG | EN | 2017 | B17MC160006 | \$10,000.00 | \$5,300.00 | \$5,300.00 |
| Total | Total | | | \$10,000.00 | \$5,300.00 | \$5,300.00 |


Proposed Accomplishments

Actual Accomplishments

| Number assisted: | Owner | | Renter | | Total | | Person | |
|--|----------|----------|----------|----------|----------|----------|----------|----------|
| | Total | Hispanic | Total | Hispanic | Total | Hispanic | Total | Hispanic |
| White: | | | | | 0 | 0 | | |
| Black/African American: | | | | | 0 | 0 | | |
| Asian: | | | | | 0 | 0 | | |
| American Indian/Alaskan Native: | | | | | 0 | 0 | | |
| Native Hawaiian/Other Pacific Islander: | | | | | 0 | 0 | | |
| American Indian/Alaskan Native & White: | | | | | 0 | 0 | | |
| Asian White: | | | | | 0 | 0 | | |
| Black/African American & White: | | | | | 0 | 0 | | |
| American Indian/Alaskan Native & Black/African American: | | | | | 0 | 0 | | |
| Other multi-racial: | | | | | 0 | 0 | | |
| Asian/Pacific Islander: | | | | | 0 | 0 | | |
| Hispanic: | | | | | 0 | 0 | | |
| Total: | 0 | 0 | 0 | 0 | 0 | 0 | 0 | 0 |
| Female-headed Households: | | | | | 0 | | | |

Income Category:

| | Owner | Renter | Total | Person |
|--|-------|--------|-------|--------|
|--|-------|--------|-------|--------|




U.S. Department of Housing and Urban Development
Office of Community Planning and Development
Integrated Disbursement and Information System
CDBG Activity Summary Report (GPR) for Program Year 2017
MERIDIAN

Date: 29-Nov-2018
Time: 14:15
Page: 33

| | | | | |
|------------------|---|---|---|---|
| Extremely Low | | | 0 | |
| Low Mod | | | 0 | |
| Moderate | | | 0 | |
| Non Low Moderate | | | 0 | |
| Total | 0 | 0 | 0 | 0 |
| Percent Low/Mod | | | | |

Annual Accomplishments

No data returned for this view. This might be because the applied filter excludes all data.



U.S. Department of Housing and Urban Development
Office of Community Planning and Development
Integrated Disbursement and Information System
CDBG Activity Summary Report (GPR) for Program Year 2017
MERIDIAN

Date: 29-Nov-2018
Time: 14:15
Page: 34

| | |
|---------------------------------------|---------------------|
| Total Funded Amount: | \$957,972.39 |
| Total Drawn Thru Program Year: | \$709,953.80 |
| Total Drawn In Program Year: | \$506,929.85 |

Attachment 3: PR26 Financial Summary Report

IDIS PR 26 Financial Summary Report



Office of Community Planning and Development
 U.S. Department of Housing and Urban Development
 Integrated Disbursement and Information System
 PR26 - CDBG Financial Summary Report
 Program Year 2017
 MERIDIAN , ID

DATE: 02-28-19
 TIME: 15:05
 PAGE: 1

PART I: SUMMARY OF CDBG RESOURCES

| | |
|---|------------|
| 01 UNEXPENDED CDBG FUNDS AT END OF PREVIOUS PROGRAM YEAR | 434,188.69 |
| 02 ENTITLEMENT GRANT | 349,131.00 |
| 03 SURPLUS URBAN RENEWAL | 0.00 |
| 04 SECTION 108 GUARANTEED LOAN FUNDS | 0.00 |
| 05 CURRENT YEAR PROGRAM INCOME | 0.00 |
| 05a CURRENT YEAR SECTION 108 PROGRAM INCOME (FOR SI TYPE) | 0.00 |
| 06 FUNDS RETURNED TO THE LINE-OF-CREDIT | 0.00 |
| 06a FUNDS RETURNED TO THE LOCAL CDBG ACCOUNT | 0.00 |
| 07 ADJUSTMENT TO COMPUTE TOTAL AVAILABLE | 0.00 |
| 08 TOTAL AVAILABLE (SUM, LINES 01-07) | 783,319.69 |

PART II: SUMMARY OF CDBG EXPENDITURES

| | |
|--|------------|
| 09 DISBURSEMENTS OTHER THAN SECTION 108 REPAYMENTS AND PLANNING/ADMINISTRATION | 455,461.33 |
| 10 ADJUSTMENT TO COMPUTE TOTAL AMOUNT SUBJECT TO LOW/MOD BENEFIT | 3,762.64 |
| 11 AMOUNT SUBJECT TO LOW/MOD BENEFIT (LINE 09 + LINE 10) | 459,223.97 |
| 12 DISBURSED IN IDIS FOR PLANNING/ADMINISTRATION | 51,468.52 |
| 13 DISBURSED IN IDIS FOR SECTION 108 REPAYMENTS | 0.00 |
| 14 ADJUSTMENT TO COMPUTE TOTAL EXPENDITURES | 0.00 |
| 15 TOTAL EXPENDITURES (SUM, LINES 11-14) | 510,692.49 |
| 16 UNEXPENDED BALANCE (LINE 08 - LINE 15) | 272,627.20 |

PART III: LOW/MOD BENEFIT THIS REPORTING PERIOD

| | |
|--|------------|
| 17 EXPENDED FOR LOW/MOD HOUSING IN SPECIAL AREAS | 0.00 |
| 18 EXPENDED FOR LOW/MOD MULTI-UNIT HOUSING | 0.00 |
| 19 DISBURSED FOR OTHER LOW/MOD ACTIVITIES | 455,461.33 |
| 20 ADJUSTMENT TO COMPUTE TOTAL LOW/MOD CREDIT | 3,762.64 |
| 21 TOTAL LOW/MOD CREDIT (SUM, LINES 17-20) | 459,223.97 |
| 22 PERCENT LOW/MOD CREDIT (LINE 21/LINE 11) | 100.00% |

LOW/MOD BENEFIT FOR MULTI-YEAR CERTIFICATIONS

| | |
|---|----------------------------|
| 23 PROGRAM YEARS(PY) COVERED IN CERTIFICATION | PY: 2015 PY: 2016 PY: 2017 |
| 24 CUMULATIVE NET EXPENDITURES SUBJECT TO LOW/MOD BENEFIT CALCULATION | 954,423.35 |
| 25 CUMULATIVE EXPENDITURES BENEFITING LOW/MOD PERSONS | 954,423.35 |
| 26 PERCENT BENEFIT TO LOW/MOD PERSONS (LINE 25/LINE 24) | 100.00% |

PART IV: PUBLIC SERVICE (PS) CAP CALCULATIONS

| | |
|---|------------|
| 27 DISBURSED IN IDIS FOR PUBLIC SERVICES | 63,439.83 |
| 28 PS UNLIQUIDATED OBLIGATIONS AT END OF CURRENT PROGRAM YEAR | 0.00 |
| 29 PS UNLIQUIDATED OBLIGATIONS AT END OF PREVIOUS PROGRAM YEAR | 11,702.00 |
| 30 ADJUSTMENT TO COMPUTE TOTAL PS OBLIGATIONS | 0.00 |
| 31 TOTAL PS OBLIGATIONS (LINE 27 + LINE 28 - LINE 29 + LINE 30) | 51,737.83 |
| 32 ENTITLEMENT GRANT | 349,131.00 |
| 33 PRIOR YEAR PROGRAM INCOME | 0.00 |
| 34 ADJUSTMENT TO COMPUTE TOTAL SUBJECT TO PS CAP | 0.00 |
| 35 TOTAL SUBJECT TO PS CAP (SUM, LINES 32-34) | 349,131.00 |
| 36 PERCENT FUNDS OBLIGATED FOR PS ACTIVITIES (LINE 31/LINE 35) | 14.82% |

PART V: PLANNING AND ADMINISTRATION (PA) CAP

| | |
|--|------------|
| 37 DISBURSED IN IDIS FOR PLANNING/ADMINISTRATION | 51,468.52 |
| 38 PA UNLIQUIDATED OBLIGATIONS AT END OF CURRENT PROGRAM YEAR | 0.00 |
| 39 PA UNLIQUIDATED OBLIGATIONS AT END OF PREVIOUS PROGRAM YEAR | 0.00 |
| 40 ADJUSTMENT TO COMPUTE TOTAL PA OBLIGATIONS | 0.00 |
| 41 TOTAL PA OBLIGATIONS (LINE 37 + LINE 38 - LINE 39 +LINE 40) | 51,468.52 |
| 42 ENTITLEMENT GRANT | 349,131.00 |
| 43 CURRENT YEAR PROGRAM INCOME | 0.00 |
| 44 ADJUSTMENT TO COMPUTE TOTAL SUBJECT TO PA CAP | 0.00 |
| 45 TOTAL SUBJECT TO PA CAP (SUM, LINES 42-44) | 349,131.00 |
| 46 PERCENT FUNDS OBLIGATED FOR PA ACTIVITIES (LINE 41/LINE 45) | 14.74% |



LINE 17 DETAIL: ACTIVITIES TO CONSIDER IN DETERMINING THE AMOUNT TO ENTER ON LINE 17

Report returned no data.

LINE 18 DETAIL: ACTIVITIES TO CONSIDER IN DETERMINING THE AMOUNT TO ENTER ON LINE 18

Report returned no data.

LINE 19 DETAIL: ACTIVITIES INCLUDED IN THE COMPUTATION OF LINE 19

| Plan Year | IDIS Project | IDIS Activity | Voucher Number | Activity Name | Matrix Code | National Objective | Drawn Amount |
|-----------|--------------|---------------|----------------|--|-------------|--------------------|---------------------|
| 2015 | 3 | 74 | 6114499 | Meridian Elementary Picnic Shelter | 03F | LMA | \$52,788.85 |
| | | | | | 03F | Matrix Code | \$52,788.85 |
| 2016 | 3 | 82 | 6134971 | LMI Streetlights | 03K | LMA | \$6,962.00 |
| 2016 | 3 | 82 | 6145238 | LMI Streetlights | 03K | LMA | \$8,399.50 |
| 2016 | 3 | 82 | 6150383 | LMI Streetlights | 03K | LMA | \$1,477.00 |
| 2016 | 3 | 82 | 6161208 | LMI Streetlights | 03K | LMA | \$11,291.30 |
| 2016 | 3 | 82 | 6165000 | LMI Streetlights | 03K | LMA | \$1,113.00 |
| 2016 | 3 | 82 | 6165001 | LMI Streetlights | 03K | LMA | \$53,152.73 |
| 2016 | 3 | 82 | 6172272 | LMI Streetlights | 03K | LMA | \$457.50 |
| 2016 | 3 | 82 | 6174975 | LMI Streetlights | 03K | LMA | \$8,042.11 |
| | | | | | 03K | Matrix Code | \$90,895.14 |
| 2016 | 3 | 83 | 6095892 | MDC Sidewalks Design | 03L | LMA | \$8,364.00 |
| 2016 | 3 | 83 | 6105123 | MDC Sidewalks Design | 03L | LMA | \$8,772.00 |
| 2016 | 3 | 83 | 6120508 | MDC Sidewalks Design | 03L | LMA | \$3,320.00 |
| 2016 | 3 | 83 | 6124020 | MDC Sidewalks Design | 03L | LMA | \$452.00 |
| 2016 | 3 | 83 | 6145214 | MDC Sidewalks Design | 03L | LMA | \$635.03 |
| 2017 | 2 | 85 | 6175976 | MDC Sidewalk Construction | 03L | LMA | \$2,538.00 |
| 2017 | 2 | 85 | 6199738 | MDC Sidewalk Construction | 03L | LMA | \$2,174.00 |
| | | | | | 03L | Matrix Code | \$26,255.03 |
| 2015 | 3 | 75 | 6108756 | LMI Streetlights | 03Z | LMA | \$45,718.75 |
| 2015 | 3 | 75 | 6115199 | LMI Streetlights | 03Z | LMA | \$14,290.32 |
| 2015 | 3 | 75 | 6126084 | LMI Streetlights | 03Z | LMA | \$44,665.23 |
| 2015 | 3 | 75 | 6145249 | LMI Streetlights | 03Z | LMA | \$29,366.19 |
| 2015 | 3 | 75 | 6152563 | LMI Streetlights | 03Z | LMA | \$7,054.76 |
| 2015 | 3 | 75 | 6158308 | LMI Streetlights | 03Z | LMA | \$987.23 |
| | | | | | 03Z | Matrix Code | \$142,082.48 |
| 2016 | 2 | 78 | 6104845 | Boys & Girls Club Scholarship Program | 05L | LMC | \$7,485.83 |
| 2017 | 4 | 87 | 6197369 | Boys & Girls Club Scholarship Program | 05L | LMC | \$10,000.00 |
| | | | | | 05L | Matrix Code | \$17,485.83 |
| 2016 | 2 | 81 | 6096294 | Jesse Tree of Idaho | 05Q | LMC | \$594.00 |
| 2016 | 2 | 81 | 6104846 | Jesse Tree of Idaho | 05Q | LMC | \$1,575.00 |
| 2016 | 2 | 81 | 6114503 | Jesse Tree of Idaho | 05Q | LMC | \$1,593.00 |
| 2017 | 5 | 88 | 6114503 | Jesse Tree Emergency Rental Assistance | 05Q | LMC | \$407.00 |
| 2017 | 5 | 88 | 6124978 | Jesse Tree Emergency Rental Assistance | 05Q | LMC | \$1,000.00 |
| 2017 | 5 | 88 | 6140949 | Jesse Tree Emergency Rental Assistance | 05Q | LMC | \$785.00 |
| | | | | | 05Q | Matrix Code | \$5,954.00 |
| 2017 | 3 | 86 | 6132148 | Meridian Food Bank Hunger Relief | 05W | LMC | \$16,043.49 |
| 2017 | 3 | 86 | 6152559 | Meridian Food Bank Hunger Relief | 05W | LMC | \$9,101.28 |
| 2017 | 3 | 86 | 6189179 | Meridian Food Bank Hunger Relief | 05W | LMC | \$14,855.23 |
| | | | | | 05W | Matrix Code | \$40,000.00 |
| 2016 | 4 | 80 | 6158313 | NeighborWorks Boise | 13B | LMH | \$15,000.00 |
| 2016 | 4 | 80 | 6164998 | NeighborWorks Boise | 13B | LMH | \$15,000.00 |
| 2017 | 6 | 89 | 6114512 | BCACHA Homebuyer Assistance | 13B | LMH | \$10,000.00 |
| 2017 | 6 | 89 | 6124967 | BCACHA Homebuyer Assistance | 13B | LMH | \$10,000.00 |
| 2017 | 6 | 89 | 6161201 | BCACHA Homebuyer Assistance | 13B | LMH | \$10,000.00 |
| 2017 | 6 | 89 | 6193099 | BCACHA Homebuyer Assistance | 13B | LMH | \$10,000.00 |
| 2017 | 7 | 90 | 6193199 | NeighborWorks Boise Homebuyer Assistance | 13B | LMH | \$10,000.00 |



| Plan Year | IDIS Project | IDIS Activity | Voucher Number | Activity Name | Matrix Code | National Objective | Drawn Amount |
|--------------|--------------|---------------|----------------|---------------|-------------|--------------------|---------------------|
| | | | | | 13B | Matrix Code | \$80,000.00 |
| Total | | | | | | | \$455,461.33 |

LINE 27 DETAIL: ACTIVITIES INCLUDED IN THE COMPUTATION OF LINE 27

| Plan Year | IDIS Project | IDIS Activity | Voucher Number | Activity Name | Matrix Code | National Objective | Drawn Amount |
|--------------|--------------|---------------|----------------|--|-------------|--------------------|--------------------|
| 2016 | 2 | 78 | 6104845 | Boys & Girls Club Scholarship Program | 05L | LMC | \$7,485.83 |
| 2017 | 4 | 87 | 6197369 | Boys & Girls Club Scholarship Program | 05L | LMC | \$10,000.00 |
| | | | | | 05L | Matrix Code | \$17,485.83 |
| 2016 | 2 | 81 | 6096294 | Jesse Tree of Idaho | 05Q | LMC | \$594.00 |
| 2016 | 2 | 81 | 6104846 | Jesse Tree of Idaho | 05Q | LMC | \$1,575.00 |
| 2016 | 2 | 81 | 6114503 | Jesse Tree of Idaho | 05Q | LMC | \$1,593.00 |
| 2017 | 5 | 88 | 6114503 | Jesse Tree Emergency Rental Assistance | 05Q | LMC | \$407.00 |
| 2017 | 5 | 88 | 6124978 | Jesse Tree Emergency Rental Assistance | 05Q | LMC | \$1,000.00 |
| 2017 | 5 | 88 | 6140949 | Jesse Tree Emergency Rental Assistance | 05Q | LMC | \$785.00 |
| | | | | | 05Q | Matrix Code | \$5,954.00 |
| 2017 | 3 | 86 | 6132148 | Meridian Food Bank Hunger Relief | 05W | LMC | \$16,043.49 |
| 2017 | 3 | 86 | 6152559 | Meridian Food Bank Hunger Relief | 05W | LMC | \$9,101.28 |
| 2017 | 3 | 86 | 6189179 | Meridian Food Bank Hunger Relief | 05W | LMC | \$14,855.23 |
| | | | | | 05W | Matrix Code | \$40,000.00 |
| Total | | | | | | | \$63,439.83 |

LINE 37 DETAIL: ACTIVITIES INCLUDED IN THE COMPUTATION OF LINE 37

| Plan Year | IDIS Project | IDIS Activity | Voucher Number | Activity Name | Matrix Code | National Objective | Drawn Amount |
|--------------|--------------|---------------|----------------|-------------------------|-------------|--------------------|--------------------|
| 2017 | 1 | 84 | 6112231 | Administration PY17 | 21A | | \$9,709.02 |
| 2017 | 1 | 84 | 6145204 | Administration PY17 | 21A | | \$17,162.50 |
| 2017 | 1 | 84 | 6171460 | Administration PY17 | 21A | | \$12,020.32 |
| 2017 | 1 | 84 | 6203296 | Administration PY17 | 21A | | \$7,276.68 |
| | | | | | 21A | Matrix Code | \$46,168.52 |
| 2017 | 8 | 91 | 6118743 | Fair Housing Activities | 21D | | \$1,000.00 |
| 2017 | 8 | 91 | 6161206 | Fair Housing Activities | 21D | | \$4,300.00 |
| | | | | | 21D | Matrix Code | \$5,300.00 |
| Total | | | | | | | \$51,468.52 |

Vouchers 6195116 and 6195118 were entered into IDIS on 9/27/18 for a total of \$3,762.64. These two vouchers should have been flagged as prior year. Meridian has adjusted the total expenditure by this amount on the PR26. Next year, the PR26 will reflect the opposite balance. The two vouchers have been submitted as Attachment 5.

Attachment 4: PR26 Activity Summary

IDIS PR26 Activity Summary

PR26 - Activity Summary by Selected Grant

Date Generated: 02/28/2019

Grantee: MERIDIAN

Grant Year: 2017

| Total Grant Amount for 2017 Grant year = \$349,131.00 | | | | | | | | | | | | | |
|---|--------------|------------|--------------|-----------------------------|-------------|--------------------|---------------|-----------------|-----------------------------------|----------------------------------|---|--|---|
| State | Grantee Name | Grant Year | Grant Number | Activity Group | Matrix Code | National Objective | IDIS Activity | Activity Status | Amount Funded From Selected Grant | Amount Drawn From Selected Grant | % of CDBG Drawn From Selected Grant/Grant | Total CDBG Funded Amount (All Years All Sources) | Total CDBG Drawn Amount (All Years All Sources) |
| ID | MERIDIAN | 2017 | B17MC160006 | Administrative And Planning | 21A | | 84 | Completed | \$47,173.70 | \$47,173.70 | | \$47,173.70 | \$47,173.70 |
| ID | MERIDIAN | 2017 | B17MC160006 | Administrative And Planning | 21D | | 91 | Open | \$10,000.00 | \$5,300.00 | | \$10,000.00 | \$5,300.00 |
| Administrative And Planning | | | | | | | | | \$57,173.70 | \$52,473.70 | 15.03% | \$57,173.70 | \$52,473.70 |
| ID | MERIDIAN | 2017 | B17MC160006 | Housing | 13B | LMH | 89 | Completed | \$35,000.00 | \$35,000.00 | | \$40,000.00 | \$40,000.00 |
| ID | MERIDIAN | 2017 | B17MC160006 | Housing | 13B | LMH | 90 | Open | \$30,000.00 | \$20,000.00 | | \$30,000.00 | \$20,000.00 |
| Housing | | | | | | | | | \$65,000.00 | \$55,000.00 | 15.75% | \$70,000.00 | \$60,000.00 |
| ID | MERIDIAN | 2017 | B17MC160006 | Public Improvements | 03K | LMA | 82 | Completed | \$58.00 | \$58.00 | | \$94,657.78 | \$94,657.78 |
| ID | MERIDIAN | 2017 | B17MC160006 | Public Improvements | 03L | LMA | 85 | Open | \$147,055.00 | \$2,174.00 | | \$182,195.11 | \$5,604.00 |
| ID | MERIDIAN | 2017 | B17MC160006 | Public Improvements | 03Z | LMA | 99 | Open | \$27,652.30 | \$0.00 | | \$77,970.00 | \$0.00 |
| Public Improvements | | | | | | | | | \$174,765.30 | \$2,232.00 | 0.64% | \$354,822.89 | \$100,261.78 |
| ID | MERIDIAN | 2017 | B17MC160006 | Public Services | 05L | LMC | 87 | Completed | \$10,000.00 | \$10,000.00 | | \$10,000.00 | \$10,000.00 |
| ID | MERIDIAN | 2017 | B17MC160006 | Public Services | 05Q | LMC | 88 | Completed | \$2,192.00 | \$2,192.00 | | \$2,192.00 | \$2,192.00 |
| ID | MERIDIAN | 2017 | B17MC160006 | Public Services | 05W | LMC | 86 | Completed | \$40,000.00 | \$40,000.00 | | \$40,000.00 | \$40,000.00 |
| Public Services | | | | | | | | | \$52,192.00 | \$52,192.00 | 14.95% | \$52,192.00 | \$52,192.00 |
| Total 2017 | | | | | | | | | \$349,131.00 | \$161,897.70 | 46.37% | \$534,188.59 | \$264,927.48 |
| Grand Total | | | | | | | | | \$349,131.00 | \$161,897.70 | 46.37% | \$534,188.59 | \$264,927.48 |

Attachment 5: IDIS Vouchers

Community Development Systems
Integrated Disbursement & Information System (IDIS)



User: 857160
Role: Grantee
Organization: MERIDIAN
- Logout

Plans/Projects/Activities **Funding/Drawdown** Grant Grantee/PJ Admin Reports

You have **2** CDBG activities that have been flagged. Click on the number to go to the review page.

Activity Funding
- Search

Drawdown
View Voucher Line Item

Drawdown
- Create Voucher
- Search Voucher
- Search Collectors
- Approve Voucher

[Return to Search Vouchers](#) | [Return to View Voucher](#)

Receipt
- Add
- Search
- Search Accounts

Voucher Created For: MERIDIAN, ID **IDIS Voucher # / Line Item Grant #:** 6195118/1 **Grant #:** B-16-MC-16-0006 **Transaction Type:** Payment
Activity Owner: MERIDIAN, ID **Created By:** B63453 **Approved By:** C90459 **Pay To:** MERIDIAN, ID
Creation Date: 09/27/2018 **Approval Date:** 10/26/2018

Section 108 Loan
- Search

| IDIS Information | LOCCS Confirmation Information |
|--|---------------------------------------|
| IDIS Status: Approved | Confirm Batch #: 2419 |
| Batch #: 2396 | Confirm Batch Date: 10/27/2018 |
| Batch Date: 10/26/2018 | Confirmation Code: Ok |
| LOCCS Control #: 90000000059106 | Pay Method: A |
| LOCCS Status: Completed | Payment Date: 10/27/2018 |
| | Schedule #: LH7053 |
| | Reschedule: N |
| | Effective Date: |

Utilities
- Home
- Data Downloads
- Print Page
- Help

Voucher Update
Voucher Updated By: LOCCS
Date Updated: 10/27/2018

Links
- Contact Support
- Rules of Behavior
- CFD Home
- HUD Home

Line Item

| IDIS Actv ID | Activity Name | Program | Grant Year | Fund Type | Source Name | Source Type | Recipient Name | Prior Program Year | Drawdown Amount | Line Item Status | Submission Date |
|--------------|------------------|---------|------------|-----------|-------------|-------------|----------------|--------------------|-----------------|------------------|-----------------|
| 82 | LMI Streetlights | CDBG | 2016 | EV | HUD | MC | MERIDIAN, ID | N | \$3,213.64 | Completed | 10/26/2018 |

[Return to Search Vouchers](#) | [Return to View Voucher](#)

Session Timeout

Community Development Systems
Integrated Disbursement & Information System (IDIS)



User: B6/100
Role: Grantee
Organization: MERIDIAN
 - Logout

Plans/Projects/Activities **Funding/Drawdown** Grant Grantee/P1 Admin Reports

You have **2** CDBG activities that have been flagged. Click on the number to go to the review page.

Activity Funding
 - Search

Drawdown
View Voucher Line Item

Drawdown
 - Create Voucher
 - Search Voucher
 - Search Collections
 - Approve Voucher

[Return to Search Vouchers](#) | [Return to View Voucher](#)

Receipt
 - Add
 - Search
 - Search Accounts

Voucher Created For: MERIDIAN, ID **IDIS Voucher # / Line Item Grant #:** #:
 6195116/1 B-16-MC-16-0006 **Transaction Type:** Payment

Activity Owner: MERIDIAN, ID **Created By:** B63453 **Approved By:** C90459 **Pay To:** MERIDIAN, ID

Creation Date: 09/27/2018 **Approval Date:** 10/26/2018

Section 108 Loan
 - Search

| | |
|---|---|
| <p>IDIS Information</p> <p>IDIS Status: Approved Batch #: 2396 Batch Date: 10/26/2018 LOCCS Control #: 90000000059106 LOCCS Status: Completed</p> | <p>LOCCS Confirmation Information</p> <p>Confirm Batch #: 2419 Confirm Batch Date: 10/27/2018 Confirmation Code: OK Pay Method: A Payment Date: 10/27/2018 Schedule #: L1/053 Reschedule: N Effective Date:</p> |
|---|---|

Utilities
 - Home
 - Data Downloads
 - Print Page
 - Help

Voucher Update
Voucher Updated By: LOCCS
Date Updated: 10/27/2018

Links
 - Contact Support
 - Rules of Behavior
 - CPD Home
 - HUD Home

Line Item

| IDIS Actv ID | Activity Name | Program | Grant Year | Fund Type | Source Name | Source Type | Recipient Name | Prior Program Year | Drawdown Amount | Line Item Status | Submission Date |
|--------------|------------------|---------|------------|-----------|-------------|-------------|----------------|--------------------|-----------------|------------------|-----------------|
| 87 | LMI Streetlights | CDBG | 2016 | EN | HUD | MC | MERIDIAN, ID | N | \$549.00 | Completed | 10/26/2018 |

[Return to Search Vouchers](#) | [Return to View Voucher](#)

This HUD system was deployed on Wed May 23, 2018 at 2:16

Session Timeout